

WOOD CARE REFERENCE GUIDE 2008

INTERIOR • OUTDOOR • FLOORS

FOR THE BEAUTY OF WOOD



PREP

Premium Wood Conditioner	1
Premium Sanding Sealer	1

PROTECT

Interior Polyurethane	3
Outdoor Polyurethane	3

FLOORS

Floor Finish	3
Renewal	4
Care & Repair	4

STAIN

Premium Wood Stain	2
Premium Gel Stain	2
One-Step Stain & Polyurethane	2
Water-Based Stain & Polyurethane	2
Foam Stain	2

CARE & REPAIR

Touch-Up Markers	4
Fill Sticks	4
Wood Filler	5
Wood Putty	5



FINISHES

Interior	5
Outdoor	6

BUTCHER BLOCK

Butcher Block	6
---------------	---



SURFACE PREP

Surface Prep	7
Surface Prep Guide	9

PROTECTIVE COATINGS

Protective Coatings	10
---------------------	----





SHELLAC

Clear	13
Amber	13
Spray	13






GLOSSARY

14





PREP

Product	Size	Resin Type	Surface Type	Surface Restrictions	VOC Level	Indoor	Outdoor	Dries to Touch	Dries to Handle	Recoat Window	Clean-up	Approx. Sq. Ft.	Strengths	Application Tips
Varathane® Premium Wood Conditioner 	1/2 Pints, Quarts & Gallons	Oil-Based	Soft and porous woods, such as pine, alder, fir, poplar, maple and birch	Outdoor	550	Yes	No	1 hour	2 hours	One coat is needed	Mineral Spirits	600 per gallon	Even color and greater stain control for soft and porous woods like pine, maple, alder, fir and birch. Works under any oil-based stain. Superior penetration.	Brush on bare wood across grain. Wipe the excess off in the direction of the wood grain. Do not let the conditioner dry before wiping excess. Allow conditioner to penetrate for at least 30 minutes before staining.
Varathane® Premium Sanding Sealer 	Quarts & Gallons	Water-Based Acrylic	Interior bare or stained wood	Outdoor	125	Yes	No	30 minutes	1 hour	1 hour/ unlimited	Soap & Water	350 per gallon	Universal - works with oil or water-based finishes. Easy to sand.	Apply to bare wood after sanding with #180 grit sandpaper, or apply over dried, stained wood. Allow Sanding Sealer to dry for one hour before final sanding.


STAIN

Product	Size	Resin Type	Surface Type	Surface Restrictions	VOC Level	Indoor	Outdoor	Gloss Level	Durability	Chemical Resistance	Dries to Touch	Dries to Handle	Recoat Window	Clean-up	Approx. Sq. Ft.	Strengths	Application Tips
 <p>Varathane® Premium Wood Stains</p>	Trial Size, 1/2 Pints, Quarts, & Gallons	Oil-Based Alkyd	Interior bare wood surfaces	Outdoor	550/Low VOC 250 gallons	Yes	No	N/A	–	–	1 hour	4 hours	2 hours minimum	Mineral Spirits	600 per gallon	Deep penetration and richer, truer color.	Stir thoroughly. On bare wood apply the stain across the grain until the wood is saturated on top. Wipe off the excess after 5 - 10 minutes. A second coat can be applied after 2 hours. Do not sand between stain coats.
<p>Colors: Natural, Summer Oak, Golden Pecan, Colonial Maple, Traditional Pecan, Ipswich Pine, Spring Oak, Golden Oak, Provincial, Golden Mahogany, Light Walnut, Light Cherry, Chestnut, Traditional Cherry, Red Oak, Red Mahogany, Red Chestnut, Cabernet, American Walnut, Early American, Dark Walnut, Espresso, Black Cherry, Gunstock</p>																	
 <p>Varathane® Premium Gel Stain</p>	1/2 Pints & Quarts	Oil-Based Alkyd	Interior & exterior bare wood and non-wood surfaces such as fiberglass/composite or steel	Floors, decks or siding	550	Yes	Yes	N/A	N/A	N/A	2 hours	4 hours	2 hours minimum	Mineral Spirits	200-250 per quart	Thicker consistency makes it ideal for vertical surfaces. No drips or runs. Twice the coverage vs. traditional oil-based stains. Use on fiberglass/composite and steel doors to create the natural look of wood.	Stir thoroughly before use. Apply using a brush or rag in the direction of the grain. Let stand 2-5 minutes and wipe off excess with a cloth. Wait a minimum of 2 hours between each coat. Topcoat with an oil-based finish after 8 hours or after 24 hours with a water-based finish.
 <p>Varathane® Foam Stain</p>	9 oz. Spray	Alkyd-Oil	Interior wood	Floors	<1.5 MIR	Yes	No	N/A	Poor	Poor	2 hours	4 hours	8 hours oil 24 hours water	Mineral Spirits	42	Deep penetrating stain which is easy to use and convenient. Low odor and no mess.	Dispense a small amount of foam on to the wood and rub in. There is no need to wipe off stain as it will all penetrate in to the wood. Do not let foam sit on the wood for a long time without rubbing it in.
 <p>Varathane® One-Step Stain & Polyurethane</p>	Sprays, 1/2 Pints, & Quarts	Oil Polyurethane - Alkyd	Interior bare wood	Floors and outdoor projects	450	Yes	No	55 to 65 (Semi-Gloss)	N/A	Superior	2 hours	4 hours	4 hours	Mineral Spirits	175 per quart	Combines Stain and Polyurethane into one step. Deep, rich color. Smooth, protective finish. Saves time.	Remove all sanding dust. Stir contents thoroughly. Apply with a high-quality, natural bristle brush in the direction of the grain until a uniform coat has been achieved. Avoid excessive brushing. A second coat can be applied after 4 hours. Lightly sand with #320 grit sandpaper in between coats.
 <p>Varathane® Water Based One-Step Stain & Polyurethane</p>	1/2 Pints, & Quarts	Acrylic-Polyurethane	Interior bare wood and outdoor projects	Floors and outdoor projects	275	Yes	No	55 to 65 (Semi-Gloss)	N/A	Very Good	45 minutes	60 minutes	1-2 hours	Soap & Water	100-125 per quart	Combines Stain and Polyurethane into one step with the ease of soap & water clean-up. Allows projects to be finished quickly. Deep, rich color with a durable semi-gloss finish.	Stir contents thoroughly. Apply with a high quality, synthetic bristle brush in the direction of the grain until a uniform film has been achieved. Avoid excessive brushing. Additional coats can be applied with one hour dry time between coats. Lightly sand between coats with #320 grit sandpaper.



PROTECT

Product	Size	Resin Type	Surface Type	Surface Restrictions	VOC Level	Indoor	Outdoor	Gloss Level	Durability	Chemical Resistance	Dries to Touch	Dries to Handle	Recoat Window	Clean-up	Approx. Sq. Ft.	Strengths	Application Tips
 Varathane® Diamond Polyurethane	Sprays, 1/2 Pints, Quarts & Gallons	Water-Based Acrylic Polyurethane	Interior stained, painted or bare wood surfaces	Floors, linoleum, vinyl or glazed tile and metal	275	Yes	No	Gloss, Semi-Gloss and Satin	Excellent	Very Good	1 hour	2 hours	2 hours (over 24 hours requires light sanding)	Water	400-500 per gallon	Excellent scratch and chemical resistance. Fast dry, recoat in two hours, low odor, water clean-up. Crystal clear, does not yellow with age.	Stir thoroughly. Use good quality synthetic brush. 3 coats minimum. Sand after first coat, if desired.
 Varathane® Premium Polyurethane	Sprays, 1/2 Pints, Quarts & Gallons	Oil-Based Polyurethane	Interior wood surfaces	Linoleum floor, vinyl or glazed tile and metal	450/Low VOC 350 gallons	Yes	No	Gloss, Semi-Gloss and Satin	Excellent	Excellent	2 hours	4 hours	8 hours (over 12 hours requires light sanding)	Mineral Spirits	500-600 per gallon	Maximum scratch and stain resistance. Self-leveling, leaving no brush marks. Creates warm, golden glow which will deepen over time. Fastest dry time vs. other oil-based polyurethanes.	Surface to be coated must be free of adhesion impairing substances such as stearates, silicones, wax, grease and oil. Minimum of 2 coats is recommended. Use good quality natural bristle brush.
 Varathane® Diamond Spar Urethane	Sprays, Pints, Quarts & Gallons	Water-Based Acrylic Polyurethane	Exterior doors, fences, outdoor wood furniture, trim and garage doors	Decks, high traffic areas, siding or rough-sawn surfaces - not intended for interior projects except window trim.	275	No	Yes	Gloss, Semi-Gloss and Satin	Excellent	Very Good	1 hour	2 hours	2 hours (over 24 hours requires light sanding)	Water	400-500 per gallon	Maximum UV and weather resistance. Transparent/non-yellowing. Low odor, easy water clean-up. Fast drying, apply up to 3 coats in one day.	Minimum of 4 coats are recommended. Wait 3 days before subjecting surface to normal usage. Sand after first coat, if desired. Use good quality synthetic brush.
 Varathane® Premium Spar Urethane	Pints, Quarts & Gallons	Aliphatic polyurethane modified spar varnish	Exterior doors, fences, outdoor wood furniture, trim and garage doors	Decks, high traffic areas, siding or rough-sawn surfaces and floors.	450/Low VOC 350 gallons	No	Yes	Gloss, Semi-Gloss and Satin	Excellent	Excellent	2 hours	4 hours	4 hours (over 12 hours requires light sanding)	Mineral Spirits	600-700 per gallon	Maximum UV and weather resistance, self leveling. Imparts warm, golden color. Fast drying.	Minimum 2 coats recommended. Wait 24 hours before light use, 3 days before normal use. Use good quality natural bristle brush.



FLOORS

Product	Size	Resin Type	Surface Type	Surface Restrictions	VOC Level	Indoor	Outdoor	Gloss Level	Durability	Chemical Resistance	Dries to Touch	Dries to Handle	Recoat Window	Clean-up	Approx. Sq. Ft.	Strengths	Application Tips
 Varathane® Diamond Floor Finish	Gallons	Water-Based Acrylic Polyurethane	Interior bare or stained wood floors and outdoor decks	Linoleum, vinyl or glazed tile and metal	Low VOC 275/350	Yes	No	Gloss, Semi-Gloss and Satin	Excellent	Very Good	1 hour	2 hours	2 hours (over 24 hours requires light sanding)	Water	400-500 per gallon	Maximum scuff and scratch resistance. Fast drying. Crystal clear, will not yellow. Low odor, easy water clean-up.	Minimum 4 coats are recommended. Read all directions on label. Use synthetic lambs wool applicator.



FLOORS

Product	Size	Resin Type	Surface Type	Surface Restrictions	VOC Level	Indoor	Outdoor	Gloss Level	Durability	Chemical Resistance	Dries to Touch	Dries to Handle	Recoat Window	Clean-up	Approx. Sq. Ft.	Strengths	Application Tips
Varathane® Premium Floor Finish 	Gallons	Oil-Based Oil Modified Urethane	Interior bare or stained wood floors	Linoleum, vinyl or glazed tile, metal and outdoor decks	450/Low VOC 350 gallons	Yes	No	Gloss, Semi-Gloss and Satin	Excellent	Excellent	1 hour	3 hours	8 hours (over 12 hours requires light sanding)	Mineral Spirits	500-600 per gallon	Professional results, stands up to high traffic. Maximum scratch and protection. Self-leveling, eliminates brush marks.	Minimum 3 to 4 coats are recommended. Read all directions on label. Use natural lambs wool applicator.
Varathane® Renewal for Floors 	Kit	Water-Based Acrylic Polyurethane	Previously finished wood floors and factory finished laminate with minor stains and scratches.	Bare wood floors, penetrating oil-finished floors, or severely damaged floors	N/A	Yes	No	Semi-Gloss	Excellent	Very Good	1 hour	2 hours	2-3 hours	Water	225 per gallon	Quick and affordable. Low odor. No sanding required. Works on both water and oil based finishes.	Use a paint tray to apply Renewal Steps 1 and 2— do not pour directly on floors. Not for floors where wear-through to bare wood has occurred. Previously waxed floors must be stripped of wax prior to application.




CARE & REPAIR

Product	Size	Resin Type	Surface Type	Surface Restrictions	VOC Level	Indoor	Outdoor	Gloss Level	Durability	Chemical Resistance	Dries to Touch	Dries to Handle	Recoat Window	Clean-up	Approx. Sq. Ft.	Strengths	Application Tips
Varathane® Touch-Up Markers 	1/3 oz. Pen	Glycol Ether DPM/ Ketone Aldehyde Resin	Interior wood projects	Non-wood surfaces, Outdoor	–	Yes	No	Low	Good	Good	15 minutes	30 minutes	N/A	Alcohol	N/A	Stain and finish to touch-up scratches on stained wood.	Shake well. Depress marker by pressing lightly on tip. Press pen down and apply stain to wood. Quickly wipe off excess. Replace cap tightly after use.
		Color Group 1 Natural, Golden Pecan, Spring Oak Color Group 2 Summer Oak, Traditional Pecan, Ipswich Pine Color Group 3 Chestnut, Colonial Maple Color Group 4 Golden Oak, Provincial, Golden Mahogany Color Group 5 Light Cherry, Traditional Cherry						Color Group 6 Red Oak, Red Chestnut, Red Mahogany Color Group 7 Cabernet, Black Cherry Color Group 8 Light Walnut, American Walnut, Gunstock Color Group 9 Early American Color Group 10 Dark Walnut, Espresso									
Varathane® Fill Sticks 	Pencil-type stick	Wax Pigment	Interior wood projects	Linoleum, plastic and other non-wood surfaces, outdoor	–	Yes	No	Flat	Minimal	None	N/A	N/A	N/A	Mineral Spirits	N/A	Repair minor nicks and scratches.	Work Fill Stick into defect until filled. Remove excess material using plastic putty knife. Can be top coated with a clear water-based finish.
		Color Group 1 Natural, Golden Pecan, Spring Oak Color Group 2 Summer Oak, Traditional Pecan, Ipswich Pine Color Group 3 Chestnut, Colonial Maple						Color Group 4 Golden Oak, Provincial, Golden Mahogany Color Group 5 Light Cherry, Traditional Cherry Color Group 6 Red Oak, Red Chestnut, Red Mahogany			Color Group 7 Cabernet, Black Cherry Color Group 8 Light Walnut, American Walnut, Gunstock			Color Group 9 Early American Color Group 10 Dark Walnut, Espresso			





CARE & REPAIR

Product	Size	Resin Type	Surface Type	Surface Restrictions	VOC Level	Indoor	Outdoor	Gloss Level	Durability	Chemical Resistance	Dries to Touch	Dries to Handle	Recoat Window	Clean-up	Approx. Sq. Ft.	Strengths	Application Tips
 Varathane® Wood Filler	3.5 oz tube	Water-Based Acrylic	Interior wood projects	Outdoor applications	–	Yes	No	Flat	–	No	Varies depending on depth of defect	Variable	N/A	Soap and water	N/A	Great for use to fill in large defects or gouges. Can be sanded, stained and topcoated. Dries hard, and will not shrink.	Apply to bare or stained wood. Press into defect using plastic putty knife and scrape off excess. Allow to dry hard. Sand smooth. May be stained or topcoated. Colors can be blended for custom colors.
Colors: Natural, Cherry, Fruitwood, Colonial Maple, Dark Maple, Red Mahogany, Golden Oak, Dark Walnut																	
 Varathane® Non-Hardening Wood Putty	3.75 oz. and 16 oz.	Oil-Based	Interior wood furniture	Outdoor applications	–	Yes	No	N/A	–	No	N/A	N/A	N/A	Soap and water	N/A	Fill nail holes, scratches and dents.	Apply after stain and finish. Fill in nail holes and scrape off excess using a plastic putty knife. Does not dry hard. Colors can be blended for custom matches.
Colors: Natural, Cherry, Fruitwood, Colonial Maple, Dark Maple, Red Mahogany, Golden Oak, Dark Walnut																	


FINISHES

Product	Size	Resin Type	Surface Type	Surface Restrictions	VOC Level	Indoor	Outdoor	Gloss Level	Durability	Chemical Resistance	Dries to Touch	Dries to Handle	Recoat Window	Clean-up	Approx. Sq. Ft.	Strengths	Application Tips
 Watco® Danish Oil	Pints, Quarts & Gallons	Modified linseed oil/varnish blend - penetrating finish	Bare wood interior surfaces	Exterior painted or finished surfaces, floors	Does not exceed 500/350 VOC gallons	Yes	No	N/A	Good	Fair	2 hours	2 hours	8-10 hours	Mineral Spirits	260 per gallon	Easy one-step application. Penetrating stain soaks into pores of wood, won't crack, chip or peel. Natural hand-rubbed appearance.	Can be applied by wiping, brushing or spraying. Flood surface and allow to penetrate for 30 mins. Reapply, allow an additional 15 mins. penetration. Wipe surface completely dry. Repeat as desired. Dispose of oil-soaked rags properly. See label for instructions.
Colors: Golden Oak, Cherry, Black Walnut, Fruitwood, Natural, Light Walnut, Medium Walnut, Dark Walnut, Red Mahogany																	
 Watco® Rejuvenating Oil	Pints & Quarts	Modified linseed oil penetrating stain	Previously oil-finished woods and exterior	Floors, polyurethane-type finishes	550	Yes	No	N/A	Good	Fair	2 hours	2 hours	8-10 hours	Mineral Spirits	260 per gallon	Special maintenance oil that cleans, penetrates and rejuvenates previously oil-finished interior woods.	To remove minor surface stains and scratches, apply using fine steel wool. For other applications, apply with a soft, clean cloth. Wait 10 mins. then wipe clean and dry with a soft cloth. Dispose of oil-soaked rags properly.
 Watco® Satin Finishing Wax	Pints & Quarts	Paraffin-based wax	Surfaces previously treated with Watco Danish Oil, stained or bare wood and exterior.	Floors, polyurethane-type finishes	550	Yes	No	Satin	Good	Fair	10 minutes	10 minutes	30 minutes	Mineral Spirits	225 per gallon	Easy to use. Provides a soft, satin luster. Hides scratches and mars.	May be applied to stained wood after 72 hours. Spread a thin even coat with a clean cloth. Wait 10 mins., wipe clean and dry. Polish with a soft cloth. Use Natural Wax for light woods and stains. Use Dark Wax for darker wood and stains.

FINISHES




Product	Size	Resin Type	Surface Type	Surface Restrictions	VOC Level	Indoor	Outdoor	Gloss Level	Durability	Chemical Resistance	Dries to Touch	Dries to Handle	Recoat Window	Clean-up	Approx. Sq. Ft.	Strengths	Application Tips
 <p>Watco® Wipe-On Poly</p>	Quarts	Oil Modified Urethane	Interior wood surfaces	Floors, linoleum, vinyl or glazed tile, metal and exterior	550	Yes	No	Gloss and Satin	Excellent	Good	1 hour	2 hours	4 hours	Mineral Spirits	600 per gallon	Hand-rubbed finish that provides extra protection against wear and tear, water marks and general household stains.	Apply with a clean dry rag or cloth. Three coats are recommended. Can be applied over Watco Danish Oil after 72-hour dry.
 <p>Watco® Lacquer</p>	Sprays, Quarts & Gallons	Oil-Based Nitrocellulose	Interior wood surfaces	Floors, linoleum, vinyl or glazed tile, metal, outdoor applications Surface Preparation: Refer to the back of the label.	680	Yes	No	Gloss, Semi-Gloss and Satin	Good	Fair	15 minutes	30 minutes	2 hours (over 6 hours requires light sanding)	Lacquer Thinner	450 per gallon	High quality brushing lacquer. Fast drying. No sanding required between coats. Ultraclear.	Apply with a good quality natural bristle brush. Two to three coats are recommended for maximum protection. Wear respiratory protection.
 <p>Watco® Teak Oil</p>	Pints, Quarts & Gallons	Penetrating linseed oil/varnish blend	Bare hardwoods, interior and exterior furniture, and marine surfaces above the water line	Painted or finished surfaces	Low VOC 275 pints, quarts, gallons/ 350 gallons	Yes	Yes	N/A	Good	Fair	2 hours	2 hours	8-10 hours	Mineral Spirits	260 per gallon	Easy, one-step application. Resists mildew, water and UV. Penetrates, will not flake, chip or peel. Marine use above water line.	Flood surface and allow to penetrate for 30 mins. Reapply, allowing an additional 15 mins. penetration. Wipe dry. Can be applied by wiping, brushing or spraying. Dispose of oil-soaked rags properly. See label for disposal instructions.
 <p>Watco® Exterior Wood Finish</p>	Quarts & Gallons	Modified linseed oil semi-transparent penetrating finish	Bare woods, exterior surfaces	Painted or finished surfaces	Low VOC 350 gallons	No	Yes	N/A	Good	Fair	2 hours	2 hours	8-10 Hours	Mineral Spirits	260 per gallon	Penetrating stain soaks in exterior wood pores. Mildew, water, and UV resistant. Hand-rubbed appearance ideal for unsealed, unfinished or stripped exterior surfaces.	Flood surface and allow to penetrate for 30 mins. Reapply, allowing an additional 15 mins. penetration. Wipe dry using clean, lint-free cloth. Can be applied by wiping, brushing or spraying. Dispose of oil-soaked rags properly. See label for disposal instructions.

BUTCHER BLOCK



Product	Size	Resin Type	Surface Type	Surface Restrictions	VOC Level	Indoor	Outdoor	Gloss Level	Durability	Chemical Resistance	Dries to Touch	Dries to Handle	Recoat Window	Clean-up	Approx. Sq. Ft.	Strengths	Application Tips
 <p>Watco® Butcher Block</p>	Pint	Alkyd-Oil	Interior Wood	Floors	597	Yes	No	N/A	Poor	Fair	2 hours	4 hours	4 hours	Mineral Spirits	445	More durable than traditional butcher block oils. FDA-compliant, safe for food contact when fully dried.	Mix container thoroughly and apply oil with a clean, lint free cloth. Prior to re-coating scuff with 400# sandpaper. Allow 72 hours before using.

EXTERIOR Wood Care Reference Guide

SURFACE PREP

Product	Purpose	Recommended Projects	Type	Size	Recommended Uses	Preparation	Application Method	No. of Coats	Dwell Time	Approx. Coverage	Clean-up	Storage	Strengths
Wood Cleaners DeckBrite™ Wood Cleaner & Coating Prep  	Clean and restore <u>weath-</u> <u>ered</u> wood; prepare <u>new</u> wood for coating <ul style="list-style-type: none"> • Oxygen-activated, deep cleaning foam. • Cleans and brightens without bleaching. • Removes grayed surface, ground-in dirt, mildew stains. 	Decks, porches, docks, fencing, siding, outdoor furniture, play sets and more!	Powder Concentrate	1 lb. Pouch (makes 2.5 gals. Solution) 3 lb. Jar (makes 7.5 gals. Solution)	Wood Type: New: P-T Lumber, Domestic Hardwoods. Weathered: P-T Lumber, Cedar, Redwood, Domestic Hardwoods and Wood Composites. Wood Condition: Uncoated, New or Weathered Wood. Previously Coated, Weathered Wood: Clear sealer or lightly pigmented finish, with little to no pigment remaining.	Combine 1 part concentrate with 4 parts lukewarm tap water; 6 oz. or 3/4 cup per gallon. Stir for 5 minutes or until blue dye disappears, indicating powder is fully dissolved.	DIY'er: Pump sprayer, brush, mop or roller. Contractor: Pump sprayer, HVLP or airless sprayer.	One (1) coat. Badly stained areas may need a 2nd application.	10 minutes; keep wet with additional solution as needed.	150 sq. ft. per gallon.	Water	Unused powder: closed, original container. Solution: use within 6 hours of preparation.	Unique, DIY friendly, oxygen bleach formula. Safe – non-toxic, chlorine and acid free; safest cleaner for you, your wood and your yard. Deep cleans without damaging wood lignin or leaving a bleached-out look. Potent – ultra-oxidizer; highest concentration of active ingredients; strongest cleaner of its kind. Fast – works in 10 minutes.
Wood Cleaners Deck & Fence Brightener Wood Cleaner & Coating Prep 	Clean and restore <u>weath-</u> <u>ered</u> wood; prepare <u>new</u> wood for coating. <ul style="list-style-type: none"> • Cleans and brightens without bleaching. • Eliminates tough tannin bleed & mill glaze from <u>new</u> cedar. • Removes grayed surface, ground-in dirt, mildew stains and nail bleed. 	Decks, porches, docks, fencing, siding, roofing, sheds, gazebos, arbors, outdoor furniture, play sets and more!	Liquid Concentrate	1 Gallon (makes 5 gals. Solution)	Wood Type: P-T Lumber, Pine, Cypress, Fir, Hemfir, Cedar, Redwood, Exotic and Domestic Hardwoods. Wood Condition: Uncoated, New or Weathered Wood. Previously Coated, Weathered Wood: Clear sealer or lightly pigmented finish, with little to no pigment remaining.	Combine 1 part concentrate with 4 parts lukewarm tap water; 6 oz. or 3/4 cup per gallon. Stir for 1 minute to dissolve.	DIY'er: Pump sprayer, brush, mop or roller. Contractor: Pump sprayer, HVLP or airless sprayer.	One (1) coat. Badly stained areas may need a 2nd application.	10 minutes; keep wet with additional solution as needed.	150 sq. ft. per gallon.	Water	Unused product: closed, original container. Solution: use within 12 hours of preparation.	Universal – works on <u>any</u> wood type. Powerful – removes tough tannin bleed from new Cedar, Redwood and exotic hardwoods. Fast – dissolves in 1 min., works in 10 min. Safe on Plants and Wood – 100% Biodegradable; Chlorine-free: won't damage wood lignin.


SURFACE PREP

Product	Purpose	Recommended Projects	Type	Size	Recommended Uses	Preparation	Application Method	No. of Coats	Dwell Time	Approx. Coverage	Clean-up	Storage	Strengths
<p>Stain Strippers DeckStrip® Stain & Finish Remover</p>  <p>Best Practice Tips: If hot or dry conditions, keep surface wet with product during dwell time. Do not allow to dry out. Work on 5-10 boards at a time (20 sq. ft.).</p>	<p>Removes <u>weathered</u> pigmented stains from exterior wood; cleans and prepares before re-coating.</p> <ul style="list-style-type: none"> Strips all standard deck stain types: <ul style="list-style-type: none"> - Oil-base, water-base, alkyd/acrylic blends, latex. - Semi-transparent, toners, tinted water sealers & wood protectors. Highly concentrated, with wetting agent and thickener for maximum stripping power. Cleans and brightens without bleaching. 	Decks, porches, docks, fencing, siding, roofing, sheds, gazebos, arbors, outdoor furniture, play sets and more!	Ready To Use	1.32 Gallons (5 Liter)	<p>Wood Type: P-T Lumber, Pine, Cypress, Fir, Hemfir, Cedar, Redwood, Exotic and Domestic Hardwoods, Wood Composites.</p> <p>Wood Condition: Previously Coated, New or Weathered Wood: Semi-Transparent Stain, Transparent Finish/Toner/Sealer/Waterproofer. (For 100% Acrylic stains, use DeckStrip®-ASR).</p>	No mixing necessary. Pre-wet, then cover surrounding grass and plants. Cover <u>all</u> surfaces not intended to be stripped.	Pump sprayer (no aluminum parts), synthetic bristle brush, mop or roller.	One (1) coat. Stubborn spots or multiple layers may need a 2nd application.	15 minutes; keep wet with additional stripper as needed.	200 sq. ft. per 5 Liter container; 150 sq. ft. per gallon.	Soap and water	Closed, original labeled container.	<p>Universal – removes <u>all</u> types of standard deck and fence stains.</p> <p>Powerful – contains highest concentration of active ingredient allowable.</p> <p>Fast – works in 15 minutes.</p> <p>Safe – no methylene chloride or caustics. 100% biodegradable.</p> <p>Easy – spray on, pressure-rinse away, no scraping or sanding.</p>
<p>Stain Strippers DeckStrip®-ASR Acrylic Stain Remover</p>  <p>Best Practice Tips: If hot or dry conditions, keep surface wet with product during dwell time. Do not allow to dry out. Work on 5-10 boards at a time (20 sq. ft.).</p>	<p>Removes 100% acrylic stains from exterior wood decks and siding; cleans and prepares underlying surface before re-coating.</p> <ul style="list-style-type: none"> Strips tough-to-remove acrylic stain types: <ul style="list-style-type: none"> - Solids and semi-solids. - 100% acrylic, acrylic/alkyd blends, water-base latex. Easier to use than paint strippers: <ul style="list-style-type: none"> - Spray on, rinse off - No scraping or sanding Includes wetting agent and thickener. 	Decks, porches, docks, fencing, siding and trim, sheds, gazebos, arbors, outdoor furniture, play sets and more!	Ready To Use	1 Gallon	<p>Wood Type: P-T Lumber, Pine, Cypress, Fir, Hemfir, Cedar, Redwood, Exotic and Domestic Hardwoods, Wood Composites.</p> <p>Wood Condition: Previously Coated, New or Weathered Wood: Solid or Semi-Solid Stains.</p>	Shake well before using. Pre-wet, then cover surrounding grass and plants. Cover <u>all</u> surfaces not intended to be stripped.	Pump sprayer (no aluminum parts), synthetic bristle brush, mop or roller. For best results, use a pressure-washer to rinse.	One (1) coat. Stubborn spots or multiple layers may need a 2nd application.	15 minutes; keep wet with additional stripper as needed.	150 sq. ft. per gallon.	Soap and water	Closed, original labeled container.	<p>Powerful – strips tough-to-remove 100% acrylic deck and siding stains.</p> <p>Potent – contains highest concentration of active ingredient allowable.</p> <p>Fast – works in 15 minutes or less.</p> <p>Safe – no methylene chloride or caustics. 100% biodegradable.</p> <p>Easy – spray on, pressure-rinse away, no scraping or sanding.</p>

SURFACE PREP




Product	Purpose	Recommended Uses	Preparation	Strengths	Product	Purpose	Recommended Uses	Preparation	Strengths
Application Tools BackSaver® 2 1/2 Gallon Sprayer 	Use to apply Surface Prep products to exterior wood. <ul style="list-style-type: none"> Professional grade Easy to use 	Product Types: <ul style="list-style-type: none"> DeckBrite™ Deck & Fence Brightener DeckStrip® DeckStrip®-ASR Projects: Decks, porches, docks, fencing, siding, roofing, sheds, gazebos, arbors, outdoor furniture, play sets and more!	Pump-style portable sprayer for quick application of liquid cleaners or strippers.	<ul style="list-style-type: none"> Chemical-resistant, non-aluminum parts. Adjustable brass nozzle sprays a flat fan pattern for even coverage. Convenient carry strap. May also be used to apply Wolman coatings: RainCoat, E-H-T and F&P. 	Application Tools WoodWorx® Deck Brush 	Use to apply Surface Prep products to exterior wood. <ul style="list-style-type: none"> Professional grade Easy to use 	Product Types: <ul style="list-style-type: none"> DeckBrite™ Deck & Fence Brightener DeckStrip® DeckStrip®-ASR Projects: Decks, porches, docks, fencing, siding, roofing, sheds, gazebos, arbors, outdoor furniture, play sets and more!	Heavy duty, professional-grade scrub brush for use in exterior wood surface preparation.	<ul style="list-style-type: none"> Waterproof, angled surface brush head for horizontal and vertical surfaces. Dense, extra-stiff bristles last longer. Sturdy, 5 ft. steel handle with die cast metal tip.

Surface Prep Guide

Condition of Wood Prep Activity/Product Choice	For Cedar & Redwood								For Pressure - Treated Wood											
	New		Weathered Gray		Transparent Stain		Semi-Transparent Stain		Solid Stain		New		Weathered Gray		Transparent Stain		Semi-Transparent Stain		Solid Stain	
	Prep	Clean	Removal	Recoat	Removal	Recoat	Removal	Recoat	Removal	Recoat	Prep	Clean	Removal	Recoat	Removal	Recoat	Removal	Recoat	Removal	Recoat
Wolman® DeckBrite™ 	N/A	Good	Good	Good	N/A	Good	N/A	Good	Good	Best	Good	Best	N/A	Best	N/A	Best	N/A	Best	N/A	Best
Wolman® Deck & Fence Brightener 	Best	Best	Good	Best	N/A	Best	N/A	Best	Best	Good	Good	Good	N/A	Good	N/A	Good	N/A	Good	N/A	Good
Wolman® DeckStrip® 	N/A	N/A	Best	N/A	Best	N/A	N/A	N/A	N/A	N/A	N/A	N/A	Best	N/A	Best	N/A	N/A	N/A	N/A	N/A
Wolman® DeckStrip® ASR 	N/A	N/A	N/A	N/A	N/A	N/A	N/A	Best	N/A	N/A	N/A	N/A	N/A	N/A	N/A	N/A	N/A	N/A	Best	N/A

Annual cleaning of transparent, semi-transparent and solid stained surfaces with mild soap and water is recommended. **Recoat** assumes wood is in sound condition and recoating with same or similar product/color. Solid stain removal based on 100% acrylic stains. For cedar & redwood **removal** of transparent, semi-transparent and solid stains may darken the wood in some cases; use Deck & Fence Brightener to clean after stripping if needed.

PROTECTIVE COATINGS

Product	Purpose	Recommended Projects	Resin Type	VOC	Sizes	Surface Restriction	Recommended Uses	Preparation	Application Method	No. of Coats	Dry Time	Approx. Coverage/Gal.	Clean-up	Storage	Strengths
Water Repellent Sealers RainCoat® Clear Oil-Based 	Protect <u>new</u> or <u>weathered</u> wood from water damage, including splitting and warping. <ul style="list-style-type: none"> Proprietary, 3-part water repellent. Mildew-resistant coating. Designed for IMMEDIATE application to <u>new</u> P-T wood. 100% clear-no pigment added. <ul style="list-style-type: none"> - Reveals original wood look. - Allows wood to gray naturally. 	Decks, porches, docks, fencing, gazebos, arbors, trellises, outdoor furniture, play sets and more!	Oil-Base	Max. 250g/l	1-Gallon, 5-Gallon	Exterior, Above Ground. Do not apply over a painted, stained or sealed surface.	Wood Type: P-T Lumber, Pine, Cypress, Fir, Hemfir, Cedar, Redwood, Domestic Hardwoods. Wood Condition: Uncoated, New or Weathered Wood: Before coating, prepare surface with a Wolman wood cleaner. Previously Coated Wood: Remove pigmented finish before applying this product.	Stir before and occasionally during application. Do not tint or dilute. Cover <u>surrounding surfaces and plant life</u> not intended to be coated.	DIY'er: Pump sprayer, natural or synthetic bristle brush or roller. Professional: Airless sprayer - .009-.015 inch tip; 250-500 psi.	One (1) coat. Do not over-apply.	Touch: 1 hour Walk On: 12 hours Use: 24 hours	Rough surface: 150-200 sq. ft. Smooth surface: 300-350 sq. ft.	Mineral spirits	Closed, original labeled container, away from heat and flame.	Highly effective water repellent and mildew suppressant in a penetrating oil finish. Ideal for brand new pressure-treated lumber.
Water Repellent Sealers RainCoat® Clear Water-Based 	Protect <u>new</u> or <u>weathered</u> wood from water damage, including splitting and warping. Perfect for “ deck in a day ” project completion! <ul style="list-style-type: none"> Tight beading, long-term water repellent. Mildew-resistant coating film. 100% clear-no pigment added. <ul style="list-style-type: none"> - Reveals original wood look. - Allows wood to gray naturally. 	Decks, porches, docks, fencing, gazebos, arbors, trellises, outdoor furniture, play sets and more!	Water-Base	Max. 100g/l	1-Gallon, 5-Gallon	Exterior, Above Ground. Do not apply over a painted, stained or sealed surface.	Wood Type: P-T Lumber, Pine, Cypress, Fir, Hemfir, Cedar, Redwood, Domestic Hardwoods. Ideal for new or slightly aged wood. Wood Condition: Uncoated, New or Weathered Wood: Before coating, prepare surface with a Wolman wood cleaner. Previously Coated Wood: Remove pigmented finish before applying this product.	Stir before and occasionally during application. Do not tint or dilute. Cover <u>surrounding surfaces and plant life</u> not intended to be coated.	DIY'er: Pump sprayer, synthetic bristle brush or roller. Professional: Airless sprayer - .011-.021 inch tip; 250-500 psi.	One (1) coat. Do not over-apply.	Touch: 30 minutes Walk On: 6 hours Use: 24 hours	Rough surface: 150-200 sq. ft. Smooth surface: 300-350 sq. ft.	Wet: Water Dry: Mineral spirits or lacquer thinner.	Closed, original labeled container. Keep from freezing.	Highly effective water repellent and mildew resistant sealer in a fast-drying water-base finish. VOC compliant in all 50 states.
Water Repellent Sealers RainCoat® Tinted Water-Based 	Protect <u>new</u> or <u>weathered</u> wood from UV graying and water damage, including splitting and warping. Perfect for “ deck in a day ” project completion! <ul style="list-style-type: none"> Transparent, UV-blocking pigment in natural wood tones: <ul style="list-style-type: none"> - Resists fading and wood graying. - Reveals grain pattern and texture. Tight beading, long-term water repellent. Mildew-resistant coating film. 	Decks, porches, docks, fencing, gazebos, arbors, trellises, outdoor furniture, play sets and more!	Water-Base with Modified Oils	Max. 100g/l	1-Gallon, 5-Gallon	Exterior, Above Ground. Do not apply over a painted, stained or sealed surface.	Wood Type: P-T Lumber, Pine, Cypress, Fir, Hemfir, Cedar, Redwood, Domestic Hardwoods. Ideal for new or slightly aged wood. Wood Condition: Uncoated, New or Weathered Wood: Before coating, prepare surface with a Wolman wood cleaner. Previously Coated Wood: Remove pigmented finish before applying this product.	Stir thoroughly before and occasionally during application. Intermix multiple gallons together. Do not tint or dilute. Cover <u>surrounding surfaces and plant life</u> not intended to be coated.	DIY'er: Pump sprayer, synthetic bristle brush, roller or stain pad. Professional: Airless sprayer - .011-.021 inch tip; 250-500 psi.	One (1) coat. Do not over-apply.	Touch: 30 minutes Walk On: 6 hours Use: 24 hours	Rough surface: 150-200 sq. ft. Smooth surface: 300-350 sq. ft.	Wet: Water Dry: Mineral spirits or lacquer thinner.	Closed, original labeled container. Keep from freezing.	Highly effective water repellent and mildew resistant sealer in a fast-drying water-base finish. Color pigment blocks UV damage while revealing original wood grain. VOC compliant in all 50 states.




Best Practice Tips:
Apply when temperature is 40°-90° F, and no precipitation is expected for 24 hours. Work end to end on a few boards at a time; maintain a wet edge. Back-brush after spraying.

Performance Guarantee:
Prevents water damage for **3 yrs.**



Performance Guarantee:
Prevents water damage for **3 yrs.**

Colors: Nat. Cedar, Nat. Redwood, Nat. Hickory.




PROTECTIVE COATINGS

Product	Purpose	Recommended Projects	Resin Type	VOC	Sizes	Surface Restriction	Recommended Uses	Preparation	Application Method	No. of Coats	Dry Time	Approx. Coverage/Gal.	Clean-up	Storage	Strengths
Hardwood Treatments E•H•T™ Exotic Hardwood Treatment Water-Based 	Beautify and protect <u>exotic, imported hardwoods</u> from UV graying and water damage, like cracking and checking. <ul style="list-style-type: none"> • Transparent UV-blocking and absorbing pigments in a “universal” natural hardwood tone: <ul style="list-style-type: none"> - Complements original wood color. - Resists fading and wood graying. - Reveals grain pattern and texture. • Mildew-resistant coating film. 	Decks, porches, docks, gazebos, arbors, trellises, outdoor furniture, play sets and more!	Water-Base with Modified Oils	Max. 100g/l	1-Gallon	Exterior, Above Ground. Do not apply over a painted, stained or sealed surface.	Wood Type: Tropical Hardwoods: Mahogany, Ipé, Teak, Jarrah, Ironwood®, Pau Lope®, and others. Domestic Hardwoods: Mahogany, Poplar, Hickory and others. Wood Condition: Uncoated, New or Weathered Wood: Before coating, prepare surface with a Wolman wood cleaner. Previously Coated Wood: Remove pigmented finish before applying this product.	Stir thoroughly before application. Inter-mix multiple gallons together. Do not tint or dilute. Cover <u>surrounding surfaces and plant life</u> not intended to be coated.	DIY'er: Synthetic bristle brush or stain pad. Professional: Airless Sprayer - .013-.015 inch tip; 250-500 psi. Follow with back-brushing.	One (1) coat. Do not over-apply.	Touch: 1 hour Walk On: 6 hours Use: 24 hours	300-350 sq. ft.	Wet: Water Dry: Mineral spirits or lacquer thinner.	Closed, original labeled container. Keep from freezing.	Premium pigmented water repellent treatment in a fast-drying water-base finish with penetrating oils for maximum durability. Retains color significantly longer than traditional oil base hardwood coatings. Blocks UV damage while revealing original wood grain. Natural brown tone complements a variety of species. VOC compliant in all 50 states.
Stains F&P® Finish And Preservative Oil-Based 	Beautify and protect <u>new or weathered wood</u> from rot and decay due to fungi attack, UV graying and water damage. <ul style="list-style-type: none"> • Transparent, UV-blocking/absorbing pigment in natural wood tones. • EPA registered preservative: protects wood from fungi attack, rot & decay. • Tight beading, long-term water repellent. • High solids, deep penetrating oil. 	Decks, porches, docks, siding and trim, roofing, fencing, gazebos, arbors, trellises, outdoor furniture, play set and more!	Oil Base	Max. 350g/l	1-Gallon, 5-Gallon	Exterior, Above Ground. Do not apply over a painted, stained or sealed surface.	Wood Type: P-T Lumber, Pine, Cypress, Fir, Hemfir, Cedar, Redwood. Ideal for new or slightly aged wood. Wood Condition: Uncoated, New or Weathered Wood: Before coating, prepare surface with a Wolman wood cleaner. Previously Coated Wood: Remove pigmented finish before applying this product.	Stir thoroughly before and occasionally during application. Inter-mix multiple gallons together. Do not tint or dilute. Pre-rinse, then cover <u>surrounding surfaces and plant life</u> not intended to be coated.	DIY'er: Natural or synthetic bristle brush, stain pad, HVLP or pump sprayer. Professional: Airless Sprayer - .011-.015 inch tip; 250-500 psi. Follow with back-brushing.	Horizontal: One (1) liberal coat. Vertical: Two (2) wet-on-wet coats.	Touch: 2-6 hours Walk On: 6 hours-8 hours Use: 24 hours	Rough surface: 150-200 sq. ft. Smooth surface: 200-300 sq. ft.	Wet: Soap and water. Dry: Mineral spirits or lacquer thinner.	Closed, original labeled container, away from heat and flame.	Premium oil-base exterior wood stain with an EPA registered preservative for wood protection against surface rot and decay, mold and mildew growth. Contains up to twice the mildewcide of other transparent stains. VOC compliant in all 50 states.
Stains DuraStain® Semi-Transparent Stain Water-Based 	Beautify and protect <u>new or weathered wood</u> from UV graying and water damage. <ul style="list-style-type: none"> • Semi-transparent, UV-blocking pigment: <ul style="list-style-type: none"> - More opaque than typical semi-transparent stains. - Retains color longer; less frequent maintenance. - One “Universal” tint base and several <u>tintable</u> premixed colors. • Water-repellent, mildew-resistant coating film. 	Decks, porches, docks, siding and trim, roofing, fencing, gazebos, arbors, trellises, outdoor furniture, play sets and more!	Water-Base, Alkyd/ Acrylic Blend	Max 250 g/l	1-Gallon, 5-Gallon	Exterior, Above Ground. Do not apply over a painted or stained surface.	Wood Type: P-T Lumber, Pine, Cypress, Fir, Hemfir, Cedar, Redwood, Domestic Hardwoods. Ideal for previously coated or weathered wood. Wood Condition: Uncoated, New or Weathered Wood: Before coating, prepare surface with a Wolman wood cleaner. Previously Coated Wood: Remove paints and solid or deeply-pigmented stains before applying this product.	Stir thoroughly before and occasionally during application. Inter-mix multiple gallons together. Do not dilute. Cover <u>surrounding surfaces and plant life</u> not intended to be coated.	DIY'er: Synthetic bristle brush or stain pad. Professional: Airless Sprayer - .015-.022 inch tip; 250-500 psi. Follow with back-brushing.	One (1) liberal coat.	Touch: 2 hours Walk On: 6-12 hours Use: 24 hours	Rough surface: 150-200 sq. ft. Smooth surface: 300-350 sq. ft.	Wet: Water Dry: Mineral spirits or lacquer thinner.	Closed, original labeled container. Keep from freezing.	Premium alkyd/acrylic, water-base exterior wood stain that maximizes color longevity, fade resistance, durability and water repellency. Alkyd/acrylic blend penetrates like oil and protects like acrylic! Traffic tough, scuff resistant. Weathers slowly without peeling. VOC compliant in all 50 states.

PROTECTIVE COATINGS

Product	Purpose	Recommended Projects	Resin Type	VOC	Sizes	Surface Restriction	Recommended Uses	Preparation	Application Method	No. of Coats	Dry Time	Approx. Coverage	Clean-up	Storage	Strengths
<p>Stains DuraStain® Solid Color Stain Water-Based</p> 	<p>Beautify and protect <u>new</u> or <u>weathered</u> wood from UV graying and water damage.</p> <ul style="list-style-type: none"> • Opaque, UV-blocking pigment in 2 tint bases: <ul style="list-style-type: none"> - Retains color longest; least frequent maintenance. - Tintable with universal colorants. • Prohibits moisture penetration. • Mildew-resistant coating film. 	<p>Decks, porches, docks, siding and trim, fencing, gazebos, arbors, trellises, outdoor furniture, play sets and more!</p>	<p>Water-Base, 100% Acrylic</p>	<p>Max 100 g/l</p>	<p>1-Gallon, 5-Gallon</p>	<p>Exterior, Above Ground. Do not apply over a painted surface.</p>	<p>Wood Type: P-T Lumber, Pine, Cypress, Fir, Hemfir, Cedar, Redwood, Domestic Hardwoods and Wood Composites. Ideal for previously coated or weathered wood.</p> <p>Wood Condition: Uncoated, New or Weathered Wood: Before coating prepare surface with a Wolman wood cleaner. Previously Coated Wood: Remove paints and weathered solid or deeply-pigmented stains before applying this product.</p>	<p>Stir thoroughly before and occasionally during application. Intermix multiple gallons together. Do not dilute. Cover <u>surrounding surfaces and plant life</u> not intended to be coated.</p>	<p>DIY'er: Synthetic bristle brush, stain pad or roller.</p> <p>Professional: Airless Sprayer - .015-.021 inch tip; 1500-2500 psi.</p> <p>Follow with back-brushing.</p>	<p>Two (2) coats. Allow a minimum 4-6 hours (overnight is preferred) dry time between coats.</p>	<p>Touch: 2 hours</p> <p>Walk On: 6-8 hours</p> <p>Use: 24 hours</p>	<p>Rough surface: 150-250 sq. ft.</p> <p>Smooth surface: 250-350 sq. ft.</p>	<p>Wet: Soap and Water</p> <p>Dry: Lacquer thinner</p>	<p>Closed, original labeled container. Keep from freezing.</p>	<p>Premium 100% acrylic, water-base exterior wood stain that maximizes color longevity, fade resistance, durability and water repellency. Boosted with polyurethane for increased film flexibility. Provides superb adhesion and hide over aged or previously stained surfaces. Traffic tough, scuff resistant. Weathers slowly without peeling. VOC compliant in all 50 states.</p>
<p>Tint Bases: Neutral Base; White Base.</p> <p>Formulas for 22 colors.</p>	<p>Performance Guarantee: Prevents UV graying, Prevents water damage and Resists peeling and blistering for 5 yrs. on decks, 15 yrs. on siding.</p>														
<p>Paints DecoWhite™ Decorative Deck & Porch Paint</p> 	<p>A bright white paint for <u>vertical</u> surfaces, use to accent deck/porch railing systems, and protect <u>new</u> or <u>weathered</u> wood from UV graying and water damage.</p> <ul style="list-style-type: none"> • Brilliant white - brighter than most white stains/paints. • 100% acrylic for long term adhesion and color retention. • IMMEDIATE application to <u>new</u> wood. <ul style="list-style-type: none"> - Blocks tannin bleed on cedar. - Covers green discoloration on P-T. • Mildew-resistant coating film. 	<p>Deck or porch verticals: balusters, posts, spindles, lattice framing, trim, railings, fencing, outdoor furniture and spa cabinets.</p>	<p>Water-Base, 100% Acrylic</p>	<p>Max 100 g/l</p>	<p>1-Gallon</p>	<p>Exterior, Above Ground.</p>	<p>Wood Type: P-T Lumber, Pine, Cypress, Fir, Hemfir, Cedar, Redwood. Domestic Hardwoods.</p> <p>Wood Condition: Uncoated, New or Weathered Wood: Before coating, prepare surface with a Wolman wood cleaner. Previously Coated Wood: <u>Weathered</u> solid or deeply pigmented stains should be removed before applying this product.</p>	<p>Stir thoroughly before and occasionally during application. Intermix multiple gallons together. Do not tint or dilute. Cover <u>surrounding surfaces and plant life</u> not intended to be coated.</p>	<p>DIY'er: Synthetic bristle brush, stain pad or roller.</p> <p>Professional: Airless Sprayer - .015-.021 inch tip; 1500-2500 psi.</p> <p>Follow with back-brushing.</p>	<p>Two (2) coats. Allow a minimum 4 hours (overnight is recommended) dry time between coats.</p>	<p>Touch: 1 hour</p> <p>Use: 24 hours</p>	<p>Rough surface: 150-200 sq. ft.</p> <p>Smooth surface: 200-250 sq. ft.</p>	<p>Wet: Soap and Water</p> <p>Dry: Soap and Water</p>	<p>Closed, original labeled container. Keep from freezing.</p>	<p>Unique, 100% acrylic, water-base "primer and paint in one" for <u>vertical</u> surfaces like deck and porch railing systems, fences and outdoor furniture. Imparts a two tone, designer look when used as a contrasting color to stained or sealed floor boards. Made for immediate application to <u>new</u> wood – two self-priming coats entrap and cover over discolorations like black tannin and green copper bleed. Bright white, non-yellowing solid hide paint – great for previously coated surfaces too!</p>

ZINSSER BULLS EYE SHELLAC

Product	Size	Resin Type	Surface Type	Surface Restrictions	VOC Level	Indoor	Outdoor	Gloss Level	Durability	Chemical Resistance	Dries to Touch	Dries to Handle	Recoat Window	Clean-up	Approx. Sq. Ft.	Strengths	Application Tips
Bulls Eye Amber Shellac 	1/2 Pints, 1 Pint, Quarts & Gallons	Alcohol-Based Indian Lac	Interior bare or stained wood surfaces, plaster, metal	Outdoor applications. Not recommended under polyurethane finishes.	<730 g/l	Yes	No	Gloss	Excellent	Very Good	20 minutes	45 minutes	1 hour	Alcohol	400-600 per gallon	All-Natural, non-toxic protective sealer for crafts and household projects. Dries in less than 45 minutes, does not darken orellow with age. Dried film is impervious to odors – Two or more coats of shellac will seal in any kind of odor in any type of porous surface.	Stir well before and occasionally during use. For best application results thin shellac before using. Apply evenly and consistently and allow to dry 45 minutes before sanding with 120 or finer grit sandpaper. Remove all dust and apply second coat. Allow subsequent coats to dry at least 1 hour before sanding lightly and recoating.
Bulls Eye Clear Shellac 	1/2 Pints, 1 Pint, Quarts & Gallons	Alcohol-Based Pure Lac	Interior bare or stained wood surfaces, plaster, metal	Outdoor applications. Not recommended under polyurethane finishes.	<730 g/l	Yes	No	Gloss	Excellent	Very Good	20 minutes	45 minutes	1 hour	Alcohol	400-600 per gallon	All-Natural, non-toxic protective sealer for crafts and household projects. Dries in less than 45 minutes, does not darken or yellow with age. Dried film is impervious to odors – Two or more coats of shellac will seal in any kind of odor in any type of porous surface.	Stir well before and occasionally during use. For best application results thin shellac before using. Apply evenly and consistently and allow to dry 45 minutes before sanding with 120 or finer grit sandpaper. Remove all dust and apply second coat. Allow subsequent coats to dry at least 1 hour before sanding lightly and recoating.
Bulls Eye Clear Shellac 	Spray	Alcohol-Based Pure Lac	Interior bare or stained wood surfaces, plaster, metal	Outdoor applications. Not recommended under polyurethane finishes.	<730 g/l	Yes	No	Gloss	Excellent	Very Good	20 minutes	45 minutes	1 hour	Alcohol	N/A	All-Natural, non-toxic protective sealer for crafts and household projects. Dries in less than 45 minutes, does not darken or yellow with age.	For best results hold can 10 to 12 inches from object and apply evenly and consistently with short, light, strokes. Let dry 45 minutes before sanding with 120 or finer grit sandpaper. Remove all dust and apply second coat. Allow subsequent coats to dry at least 1 hour before sanding lightly and recoating. If using Spray Shellac as a sealer always let it thoroughly dry for about an hour before painting or finishing.

GLOSSARY

Dry Time – Time allotted for an applied coating film to reach a set stage of cure or hardness.

Durability – The ability of coatings to hold up against destructive agents such as weather, air pollution, sunlight, detergents, abrasion, or marring and continue to look attractive.

Erosion – Deterioration of a surface by the abrasive action of moving materials - fluids or particles. This is accelerated by the presence of solid particles or gas bubbles in suspension.

Ester – Compounds formed by the reaction of alcohol and organic acids.

Flammable – A substance easily ignited in the presence of a flame; any liquid having a flash point below 100° F.

Flat – A surface that scatters or absorbs the light falling on it so as to be substantially free from gloss or sheen.

Flexibility – The degree to which a coating is able to conform to movement or deformation of its supporting surface without cracking or flaking.

Frosting – A white crystalline deposit that develops on the surface of a coating.

Gel Stain – A non-dripping, non-running gel stain offering superior stain control on vertical wood and non-wood surfaces.

Gloss – The shine, sheen, or luster of the surface of a coating.

Hand-Rubbed – A warm glow developed over time as natural wood oils are transferred to wood; can be simulated by using penetrating oil finishes.

Heat Resistance – The ability of a coating to remain intact and undamaged after exposure to a predetermined elevated temperature.

Hiding – The ability of a coating to obscure the surface to which it is applied.

Hydrocarbon – Extracts from petroleum such as gasoline, lubricating oils, solvents, etc.

Immersion – Referring to an environment which is continuously submerged in a liquid, often water.

Inhibitor – Any substance which slows or prevents a chemical reaction or corrosion.

Insoluble – Not soluble; cannot be dissolved.

Isopropyl Alcohol – A volatile, flammable liquid used as a solvent, commonly known as rubbing alcohol.

Lacquer – A fast-drying usually clear coating that is highly flammable and dries by solvent evaporation only. Can be reconstituted after drying by adding solvent.

Lacquer Thinner – Commonly used term used to describe a solvent blend of ethyl alcohol, ethyl acetate and toluene.

Latex-Based – General term used for water-based emulsion paints made with synthetic binders such as 100% acrylic, vinyl acrylic, terpolymer or styrene acrylic.

Lead-Free – Contains less than 0.06% lead, by weight, in the dried film.

Lifting – Softening and raising or wrinkling of a previous coat by the application of an additional coat; often caused by coatings containing strong solvents.

Luster – The gloss of a finish.

Material Safety Data Sheet (MSDS) – Information sheet that lists any hazardous substance that comprises one percent or more of the product's total volume. Details procedures to follow in the event of fire, explosion, leak or exposure to hazardous substance by inhalation, ingestion or contact with skin or eyes. Coatings manufacturers are required to provide retailers with an MSDS for every product they sell to the retailer.

Matte – Having a dull or lusterless surface.

Mil – A unit of length equal to 0.001 of an inch (0.0254 mm).

Mildewcide – An additive that mixes with oil-based or latex paints, stains and solvents to protect surfaces from a broad spectrum of fungi; and mildew.

Mineral Spirits – A volatile distillation product of petroleum, used as a thinner for paints and varnishes.

Monomer Modified Alkyds – Acrylic styrene and vinyl toluene that are combined with alkyds to speed dry time, improve hardness and improve gloss retention.

Naphtha – A petroleum distillate for clean up and thinning solvent-based coatings.

Oil-Based – Finishes that dry by the cross-linking of certain unsaturated plant oils known as drying oils. Oxygen is consumed in the process.

Overspray – Spray that does not land on the targeted areas of the item being finished.

Oxidation – The deposit that forms on the surface of a metal as it oxidizes.

Polymer – Substance, the molecules of which consist of one or more smaller structural molecules repeated any number of times; vinyl resins are examples of true polymers.

Polyurethane – Any of various resins, widely varying in flexibility, used in tough chemical-resistant coatings, adhesives, and foams.

Polystyrene Resin – Synthetic resins formed by polymerization of styrene.

Porous – A surface that contains small pores or holes and will readily absorb gases or liquids.

Recoat Time – The time required for a film to dry prior to the application of a second coat.

Relative Humidity – The ratio (%) of the amount of moisture in the air compared to what it could hold if saturated at the temperature involved.

Respirator – Mask worn to protect from fumes and dust. A self-contained breathing apparatus.

Resin – The general term for any polymer or monomer used as the binder or film former in a coating.

Satin – Gloss lying between semi-gloss and flat.

Self-Leveling – A finish's ability to even itself over a surface.

Semi-Gloss Finish – A finish that has a medium luster sheen.

Shellac – A solution, orange or white, of flake shellac dissolved in methylated spirit.

Silicone Resin – A resin used alone, or in combination with alkyd or hydrocarbon resins to increase resistance to heat.

Solvent – Liquid used to dissolve or disperse other paint ingredients. It also controls the viscosity (thickness) of the coating.

Stain – To color with a coat of penetrating liquid dye or tint.

Substrate – Any surface to which a coating is applied.

Synthetic Resin – Complex, substantial, amorphous organic semisolid or solid materials built up by chemical reactions of simple molecules.

Tack Cloth – Sticky cloth used to remove fine dust and lint.

Teak Oil – A penetrating oil and exterior surfaces varnish blend finish that is specially formulated for exotic hardwoods.

Tint – A colored material, dye, or pigment.

Toluene – A solvent used to thin lacquers and enamels.

Top Coat – Usually the final paint film applied to a surface.

Transparent – A coating which allows visibility of the surface underneath.

Turpentine – Distilled pine oil, used as a cleaner, solvent, or thinner for oil-based and alkyd coatings (thin per manufacturers directions).

UV – Ultraviolet light or the ultraviolet part of the spectrum.

UV Inhibitor – Coating additives that absorb or reflect UV radiation and prevent it from damaging the substrate under the coating.

Varnish – A paint containing a solvent and an oxidizing or evaporating binder, used to coat a surface with a hard, transparent film.

Viscosity – "Thickness;" the property of a fluid whereby it tends to resist relative motion within itself.

Volatile Organic Compound (VOC) – Organic chemicals and petrochemicals that are emitted as vapors while evaporating. In paints, VOC generally refers to the solvent portion of the paint which, when it evaporates, results in the formation of paint film on the substrate to which it was applied.

Water-Based – Coatings in which the majority of the liquid solvent is water. Allows for soap and water clean up.

Wrinkling – A paint defect in which the films surface skins over and then absorbs liquid within the film. The absorption results in swelling of the surface skin with the formation of a wrinkled texture.

Xyol (Xylene) – A colorless, oily, liquid aromatic hydrocarbon, used extensively as a solvent, obtained from coal tar, wood tar, and sometimes from petroleum.

Yellowing – Development of yellow color upon aging or curing of a clear finish.