





















RUST-OLEUM® CORPORATION











RUST-OLEUM® PRODUCT REFERENCE GUIDE 2009

 Rust-Oleum® Universal 1	 Rust-Oleum® Aqua® 9	 Rust-Oleum® Branded 23	 Surface Preparation 35
 Rust-Oleum® Stops Rust® 2	 Rust-Oleum® American Accents® ... 9	 Rust-Oleum® Automotive 28	Coverage 35
 Rust-Oleum® Professional 5	 Rust-Oleum® Specialty 13	 Rust-Oleum® Marine Coatings .. 34	Glossary 36
 Rust-Oleum® Painter's Touch® 7	 EPOXYShield® 19	 Rust-Oleum® Road Warrior® 34	








RUST-OLEUM® UNIVERSAL

Product	Size	Resin Type	Surface Type	Surface Restrictions	Indoor	Outdoor	Gloss Level	Durability	Corrosion Resistance	Chemical Resistance	Dries to Touch	Dries to Handle	Recoat Window	Clean-up*	Strengths	Application Tips
	12 oz.	Modified Alkyd	Wood, metal, plastic, masonry, vinyl, fiberglass, glass and wicker	Not recommended for styrofoam, galvanized metal or surfaces that will exceed 200° F	Yes	Yes	Gloss/Flat	Superior	Superior	Excellent	30 min.	1 hr.	Within 1 hr. or after 24 hrs.	Xylol or Mineral Spirits	Outstanding durability and weathering with excellent adhesion to multiple surfaces.	Shake can often during use. Hold can 8-12" from the surface and spray in a steady back-and-forth motion, slightly overlapping each stroke.
	12 oz.	Modified Alkyd	Wood, metal, plastic, masonry, vinyl, fiberglass, glass and wicker	Not recommended for styrofoam, galvanized metal or surfaces that will exceed 200° F	Yes	Yes	Satin	Superior	Superior	Excellent	30 min.	1 hr.	Within 1 hr. or after 24 hrs.	Xylol or Mineral Spirits	Outstanding durability and weathering with excellent adhesion to multiple surfaces.	Shake can often during use. Hold can 8-12" from the surface and spray in a steady back-and-forth motion, slightly overlapping each stroke.
	12 oz.	Modified Alkyd	Wood, metal, plastic, masonry, vinyl, fiberglass, glass and wicker	Not recommended for styrofoam, galvanized metal or surfaces that will exceed 200° F	Yes	Yes	Gloss	Superior	Superior	Excellent	30 min.	1 hr.	Within 1 hr. or after 24 hrs.	Xylol or Mineral Spirits	Outstanding durability and weathering with excellent adhesion to multiple surfaces.	Shake can often during use. Hold can 8-12" from the surface and spray in a steady back-and-forth motion, slightly overlapping each stroke.
	11 oz.	Modified Alkyd	Wood, metal, plastic, masonry, vinyl, fiberglass, glass and wicker	Not recommended for styrofoam, galvanized metal or surfaces that will exceed 200° F	Yes	Yes	Gloss	Superior	Superior	Excellent	30 min.	1 hr.	Within 1 hr. or after 24 hrs.	Xylol or Mineral Spirits	Outstanding durability and weathering with excellent adhesion to multiple surfaces.	Shake can often during use. Hold can 8-12" from the surface and spray in a steady back-and-forth motion, slightly overlapping each stroke.
	12 oz.	Modified Alkyd	Wood, metal, plastic, masonry, vinyl, fiberglass, glass and wicker	Not recommended for styrofoam, galvanized metal or surfaces that will exceed 200° F	Yes	Yes	Flat	Superior	Superior	Excellent	30 min.	1 hr.	Within 1 hr. or after 24 hrs.	Xylol or Mineral Spirits	Blocks stains and fills in irregularities. Outstanding durability and weathering with excellent adhesion to multiple surfaces. Top coat with any paint.	Shake can often during use. Hold can 8-12" from the surface and spray in a steady back-and-forth motion, slightly overlapping each stroke.









R U S T - O L E U M[®] S T O P S R U S T[®]

Product	Size	Resin Type	Surface Type	Surface Restrictions	Indoor	Outdoor	Gloss Level	Durability	Corrosion Resistance	Chemical Resistance	Dries to Touch	Dries to Handle	Recoat Window	Clean-up*	Strengths	Application Tips
 Spray - Top Coats	12 oz.	Standard Alkyd (Oil-Based)	Metal, wood, concrete and masonry	Galvanized metal, glass and some plastics or surfaces that exceed 200° F	Yes	Yes	Gloss, Semi-Gloss, Brown, Flat in Black & White	Excellent	Excellent	Very Good	2 - 4 hrs.	5 - 9 hrs.	Within 1 hr. or after 48 hrs.	Xylol or Mineral Spirits	#1 rust preventive paint. Superior coverage, chip resistance and color retention.	Use 8781 Aluminum Primer on hard to coat surfaces and galvanized metal.
 Brush - Top Coats	Half-pints & Quarts	Standard Alkyd (Oil-Based)	Metal, wood, concrete and masonry	Galvanized metal, glass and some plastics or surfaces that exceed 200° F	Yes	Yes	Gloss, Semi-Gloss, Flat in Black & White	Excellent	Excellent	Very Good	2 - 4 hrs.	4 - 7 hrs.	After 24 hrs.	Xylol or Mineral Spirits	#1 rust preventive paint. Superior coverage, chip resistance and color retention.	Use 8781 Aluminum Primer on hard to coat surfaces and galvanized metal.
 Clear	12 oz.	Acrylic Lacquer	Metal, wood, concrete and masonry	Styrofoam and some plastics or surfaces that exceed 200° F	Yes	Yes	Gloss	Excellent	Good	Dissolves in any strong solvent	15 min.	30 min.	Anytime over itself or follow recoat timing of base coat.	Xylol or Mineral Spirits	Crystal clear, non-yellowing formula. Fast dry.	If top coating over another paint, follow recoat instructions of the product you are top coating. Test first in an inconspicuous area.
 Bright Coat	11 oz.	Solvent Acrylic	Metal, wood, concrete and masonry	Styrofoam and some plastics or surfaces that exceed 200° F	Yes	No	Gloss	Fair	Fair	Dissolves in any strong solvent	1 hr.	1 hr.	Within 1 hr. or after 48 hrs.	Xylol or Mineral Spirits	Bright, shiny finish. Fast dry.	Metallic finish may rub off and tarnish.
 Spray - Satin	12 oz.	Standard Alkyd (Oil-Based)	Metal, wood, concrete and masonry	Galvanized metal, glass and some plastics or surfaces that exceed 200° F	Yes	Yes	Satin	Excellent	Excellent	Very good	2 - 4 hrs.	5 - 9 hrs.	Within 1 hr. or after 48 hrs.	Xylol or Mineral Spirits	Low-sheen, satin finish. Durable for outdoor applications. Nature-inspired colors.	Use 8781 Aluminum Primer on hard to coat surfaces and galvanized metal.
 Brush - Satin	Quarts	Standard Alkyd (Oil-Based)	Metal, wood, concrete and masonry	Galvanized metal, glass and some plastics or surfaces that exceed 200° F	Yes	Yes	Satin	Excellent	Excellent	Very good	1 - 3 hrs	3 - 6 hrs.	After 24 hrs.	Xylol or Mineral Spirits	Low-sheen, satin finish. Durable for outdoor applications. Nature-inspired colors.	Use 8781 Aluminum Primer on hard to coat surfaces and galvanized metal.
 Spray - Hammered	12 oz.	Modified Alkyd (Oil-Based)	Metal, wood, concrete and masonry	Galvanized metal, glass and some plastics or surfaces that exceed 200° F	Yes	Yes	Gloss	Very good	Excellent w/ 2 coats	Very good	15 min.	90 min.	Within 2 hrs. or after 48 hrs.	Xylol or Mineral Spirits	Hides flaws and imperfections in scratched, rusted and pitted metals.	Can be applied directly over rust - no priming needed. Two coats are necessary.
 Brush - Hammered	Quarts & Gallons	Modified Alkyd (Oil-Based)	Metal, wood, concrete and masonry	Galvanized metal, glass and some plastics or surfaces that exceed 200° F	Yes	Yes	Gloss	Excellent	Excellent w/ 2 coats	Very good	30 min.	60 - 90 min.	Apply 2nd coat after 30 mins. to 4 hrs. or after 7 days.	Xylol or Mineral Spirits	Hides flaws and imperfections in scratched, rusted and pitted metals.	Can be applied directly over rust - no priming needed. Two coats are necessary.






R U S T - O L E U M[®] S T O P S R U S T[®]

Product	Size	Resin Type	Surface Type	Surface Restrictions	Indoor	Outdoor	Gloss Level	Durability	Corrosion Resistance	Chemical Resistance	Dries to Touch	Dries to Handle	Recoat Window	Clean-up*	Strengths	Application Tips
 Spray - Textured	12 oz.	Chain-Stopped Alkyd (Oil-Based)	Metal, wood, concrete and masonry	Galvanized metal, glass, ceramic and some plastics or surfaces that exceed 200° F	Yes	Yes	Satin	Excellent	Excellent	Very Good	15 min.	1 - 2 hrs.	Within 1 hr. or after 48 hrs.	Xylol or Mineral Spirits	Excellent rust protection. Durable, fine textured finish. Fast dry.	Use 8781 Aluminum Primer on hard to coat surfaces and galvanized metal.
 Spray - Multi-Color Textured	12 oz.	Modified Alkyd	Metal, wood, Masonry	Galvanized metal, glass, ceramic and some plastics or surfaces that exceed 200° F	Yes	Yes	Gloss	Excellent	Excellent	Very Good	30 min.	1 - 2 hrs.	Within 1 hr. or after 48 hrs.	Xylol or Mineral Spirits	Achieves a multi-color textured finish from one can.	Use a base coat of a similar color to increase hiding and coverage.
 Spray - Metallics	11 oz.	Acrylic Lacquers (Oil-Based)	Metal, wood, concrete and masonry	Galvanized metal, glass, ceramic and some plastics or surfaces that exceed 200° F	Yes	Yes	Gloss/Matte	Excellent	Excellent	Very good	10 min.	30 min.	Anytime	Xylol or Mineral Spirits	Excellent rust protection. Brilliant metallic finish. Outdoor durability.	Use 8781 Aluminum Primer on hard to coat surfaces and galvanized metal.
 Spray - Clean Metal Primer	12 oz.	Modified Alkyd (Oil-Based)	Bare, painted or lightly rusted metal	Galvanized metal, glass, ceramic and some plastics or surfaces that exceed 200° F	Yes	Yes	Flat	Excellent	Excellent	Very good when top coated	15 min.	15 - 30 min.	Within 1 hr. or after 48 hrs.	Xylol or Mineral Spirits	Provides superior adhesion. Top coat in minutes. Fast dry.	Can be used as an intermediate coat over Rusty Metal Primer. May be used on lightly rusted metal.
 Brush - Clean Metal Primer	Half-pint & Quart	Modified Alkyd (Oil-Based)	Bare, painted or lightly rusted metal	Galvanized metal, glass, ceramic and some plastics or surfaces that exceed 200° F	Yes	Yes	Flat	Excellent	Excellent	Very good when top coated	2 - 4 hrs.	4 - 7 hrs.	After 24 hrs.	Xylol or Mineral Spirits	Prevents chipping, cracking and peeling. Provides superior adhesion.	Top coat when fully dry - usually 24 hrs. Thin only with mineral spirits.
 Brush - Flat Aluminum Primer	Quart	Acrylic	Aluminum	Plastics have not been tested. Follow proper preparation instructions listed on the label or surfaces that exceed 200° F	Yes	Yes	Flat	Good	Good	This is not usually tested on primers for consumer applications. The primer is usually topcoated.	1-2 hrs. @ 70F/ 50% RH	2-4 hrs. @ 70F / 50% RH	If finish coat is a brush-on latex enamel allow to dry for at least 1-2 hours. If finish coat is a brush-on oil based enamel allow to dry for at least 24 hours. If finish coat is an aerosol allow to dry for at least 16-24 hours.	Water	Improves adhesion of topcoats to aluminum and galvanized surfaces.	Avoid excessive brushing as this will reduce film thickness and protection. Use light, even brush strokes to ensure proper coverage and the smoothest finish. If using a roller, cover approximately 1 sq. yd. at a time.
 Spray - Rusty Metal Primer	12 oz.	Fish-Oil Modified Alkyd	Heavily rusted metal	Galvanized metal, glass, ceramic and some plastics or surfaces that exceed 200° F	Yes	Yes	Flat	Excellent	Excellent	Very good when top coated	15 min.	15 - 30 min.	Within 1 hr. or after 48 hrs.	Xylol or Mineral Spirits	Apply directly over rust. Fast dry. Provides superior corrosion resistance.	Use only on rusted metal. Spray in a steady back-and-forth motion, slightly overlapping each stroke. Apply two or more light coats a few minutes apart. Test topcoats in an inconspicuous area first.



R U S T - O L E U M[®] S T O P S R U S T[®]

Product	Size	Resin Type	Surface Type	Surface Restrictions	Indoor	Outdoor	Gloss Level	Durability	Corrosion Resistance	Chemical Resistance	Dries to Touch	Dries to Handle	Recoat Window	Clean-up*	Strengths	Application Tips
 Brush - Rusty Metal Primer	Half-pint & Quart	Fish-Oil Modified Alkyd	Heavily rusted metal	Galvanized metal, glass, ceramic and some plastics or surfaces that exceed 200° F	Yes	Yes	Flat	Excellent	Excellent	Very good when top coated	2 - 4 hrs.	5 - 9 hrs.	After 24 hrs.	Xylol or Mineral Spirits	Prevents chipping, cracking and peeling. Provides superior adhesion and rust protection.	Top coat when fully dry - usually 24 hrs. Thin only with mineral spirits. Use on rusted metal only.
 Rusty Metal Primer Touch-up	.45 oz.	Fish-Oil Alkyd	Rusted metal	Galvanized metal or surfaces that exceed 200° F	Yes	Yes	Flat	Excellent	Excellent	Very good when top coated	1 - 2 hrs.	2 hrs	24 hrs.	Mineral Spirits	Directly prime specific areas that are rusted. Brush in cap makes it quick and easy.	For deep scratches or chips apply several coats a few minutes apart.
 Galvanizing Compound	16 oz.	Epoxy Ester & Zinc	Galvanized and sheet metal	Only for clean corrosion-free metal or surfaces that exceed 200° F	Yes	Yes	Flat	Excellent	Excellent	Good in general, poor to acids	30 min.	1 - 2 hrs.	Within 1 hr., after 24 hrs.	Xylol or Mineral Spirits	93% pure zinc in final film. No top coat needed. Fast dry.	Do not prime first. Do not use over previously painted or rusted metal. Apply two or more light coats a few minutes apart. Test topcoats in an inconspicuous area first.
 Auto Primer	12 oz.	Modified Alkyd (Oil-Based)	Metal	Galvanized metal, glass and some plastics or surfaces that exceed 200° F	Yes	Yes	Flat	Excellent	Excellent	Very good when top coated	15 min.	15 - 30 min.	Anytime once dry	Xylol or Mineral Spirits	Compatible with most automotive touch-up paints. Wet sandable. Fast dry.	Test topcoats in an inconspicuous area first.
 Chain Link Fence	Gallon	Hydrocarbon Modified Alkyd	Metal	Glass, some plastics and surfaces that exceed 200° F	Yes	Yes	Gloss	Excellent	Excellent	Very good	2 - 4 hrs.	5 - 9 hrs.	After 24 hrs.	Xylol or Mineral Spirits	Outstanding chip resistance, color retention and hiding.	Use thick nap roller for chain link fences.
 Spray - Rust Reformer	10.25 oz.	Chain Stopped Alkyd (Oil-Based)	Metal, wood, concrete and masonry	Galvanized metal, glass, and some plastics or surfaces that exceed 200° F	Yes	Yes	Flat	Excellent	Excellent	Very good	15 min.	2 hrs.	After 24 hrs.	Xylol or Mineral Spirits	Can be topcoated with virtually any paint.	Apply several light coats a few minutes apart to prevent running and sagging.
 Brush - Rust Reformer	8 oz.	Vinyl Copolymer	Rusty metal	For use over rusty metal surfaces only	Yes	Yes	Satin	N/A	Excellent	N/A	20 - 40 min.	1 hr.	4 hrs. for alkyd, 3 days for lacquer or aerosol	Water	Excellent adhesion to rusty metal. Chemically converts rust to a paintable finish.	Allow surfaces to dry 4 hrs. for alkyd, 3 days for lacquer or aerosol. Do not top coat with latex paints.
 Brush - Rust Stripper	8 oz.	N/A	Rusty metal	Aluminum, chrome or galvanized metal	Yes	Yes	N/A	N/A	N/A	N/A	N/A	N/A	N/A	Soap & Water	Creates a smooth paintable surface.	Prime or paint surfaces within 24 hrs. of use. If not painting or priming, top with Rust Inhibitor. Must use gloves and eye protection when applying this product.








R U S T - O L E U M[®] S T O P S R U S T[®]

Product	Size	Resin Type	Surface Type	Surface Restrictions	Indoor	Outdoor	Gloss Level	Durability	Corrosion Resistance	Chemical Resistance	Dries to Touch	Dries to Handle	Recoat Window	Clean-up*	Strengths	Application Tips
 Touch-Up	.45 oz.	Modified Alkyd (Oil-Based)	Metal, wood, concrete and masonry.	Galvanized metal, some plastics or surfaces that exceed 200° F	Yes	Yes	Gloss	Excellent	Excellent	Very good	1 - 2 hrs.	2 - 3 hrs.	1 - 2 hrs.	Lacquer thinner or acetone	Great for repairing nicks and scratches on metal. Brush in cap makes it quick and easy.	Apply even strokes. For deep scratches, apply multiple layers.
 Spray Tips	4 spray tips	N/A	N/A	N/A	N/A	N/A	N/A	N/A	N/A	N/A	N/A	N/A	N/A	N/A	Replaces standard clogged tips. For more even application on larger projects.	N/A
 Spray - Rust Inhibitor	10.25 oz.	Drying Oil	Metal, wood, masonry	Any non metal or surfaces that exceed 200° F	Yes	Yes	N/A	Good	Very good	N/A	N/A	N/A	Every 6 months	Mineral Spirits	Prevents metal items from rusting without painting.	Hold can upright 12"-16" from the surface and apply a light, thin, even coat to cover the surface.
 Rust Releaser	0.5 oz.	Oil	Rusty bolts	N/A	Yes	Yes	N/A	N/A	N/A	N/A	N/A	N/A	3 - 5 min.	Mineral Spirits	Directly prime specific areas that are rusted. Brush in cap makes it quick and easy.	For deep scratches or chips apply several coats a few minutes apart.
 Door Paint	Quart	Alkyd	Metal, Fiberglass, Wood	Polyethylene, Polypropylene or surfaces that exceed 200° F	Yes	Yes	Semi-Gloss	Good	Good	Good	30 min.	1 hour	Less than 1 hr. or more than 24 hrs.	Xylene or Mineral Spirits	Adhesion to preprimed doors. Fast Dry Time.	Use a high quality brush or roller. Recommend painting the door off the frame and allowing it to dry fully before re-hanging.






R U S T - O L E U M[®] P R O F E S S I O N A L

Product	Size	Resin Type	Surface Type	Surface Restrictions	Indoor	Outdoor	Gloss Level	Durability	Corrosion Resistance	Chemical Resistance	Dries to Touch	Dries to Handle	Recoat Window	Clean-up*	Strengths	Application Tips
 Spray - Top Coats	15 oz.	Chain-stopped Alkyd (Oil-Based)	Metal, wood, concrete and masonry	Galvanized metal, glass and some plastics or surfaces that exceed 200° F	Yes	Yes	Gloss, Semi-Gloss in Black & White, Flat in Brown, Black & White	Excellent	Excellent	Very good	15 min.	1 - 2 hrs.	Within 1 hr. or after 48 hrs.	Xylol or Mineral Spirits	Superior rust prevention. Resists abrasion, chipping, fading and dulling. Larger size for big jobs. Fast dry.	Apply several light coats a few minutes apart to prevent running and sagging.
 Spray - Primer	15 oz.	Alkyd and Modified Alkyd	Metal, wood, concrete and masonry	Galvanized metal, glass and some plastics or surfaces that exceed 200° F	Yes	Yes	Flat	Excellent	Excellent	Very good when top coated	10 - 20 min.	1 - 2 hrs.	Anytime	Xylol or Mineral Spirits	Provides twice the protection of enamels alone. Fast dry.	Apply to clean or sound rusted metal. May recoat anytime.






R U S T - O L E U M[®] P R O F E S S I O N A L

Product	Size	Resin Type	Surface Type	Surface Restrictions	Indoor	Outdoor	Gloss Level	Durability	Corrosion Resistance	Chemical Resistance	Dries to Touch	Dries to Handle	Recoat Window	Clean-up*	Strengths	Application Tips
 Brush -Top Coats & Primer	Gallon	Standard Alkyd (Oil-Based)	Metal	Galvanized metal, glass and some plastics or surfaces that exceed 200° F	Yes	Yes	Gloss, Semi-Gloss in Black & White, Flat in Black & White	Excellent	Excellent	Very good	2 - 4 hrs.	5 - 9 hrs.	After 24 hrs.	Xylol or Mineral Spirits	High-performance formula provides excellent color retention and hiding.	Gallon coverage is 400 sq. ft. @ 1 mil thick. Not for surfaces over 200° F. No water immersion.
 Spray - Galvanizing Compound	20 oz.	Epoxy Ester & zinc	Galvanized metal, sheet metal	Do not apply to surfaces which will be exposed to temperatures above 200° F. Clean corrosion-free metal	Yes	Yes	Flat	Excellent	Excellent	Fair	20 min.	1-2 hrs.	Within 1 hr., after 24 hrs.	Xylol or Mineral Spirits	Outstanding corrosion protection.	Keep can moving during application, shake can frequently. If topcoat is desired, use a latex paint. Do not prime first.
 Marking	15 oz.	Modified Alkyd	Gravel, soil, grass, concrete and blacktop	Plastics	Yes	Yes	Flat	Fair to Good	N/A	Good	15 min.	8 hrs.	N/A	Naptha or Paint Thinner	Spray-through cap allows for easier and cleaner application.	Marking paint cannot be used in Stripping Machine, tips are not interchangeable. Use Marking Wand. Not water soluble, but will withstand short-term general weathering.
 Stripping	18 oz.	Modified Alkyd	Gravel, soil, grass, concrete and blacktop	Plastics	Yes	Yes	Flat	Excellent	N/A	Good	15 min.	8 hrs.	N/A	Naptha or Paint Thinner	Resists weather and abrasion for durable, long-lasting performance.	One coat application. Use in Stripping Machine.
 Traffic Marking	Gallon	Acrylic Latex	Concrete or asphalt	Plastics	No	Yes	Flat	Excellent	N/A	Good	30 min.	N/A	After 4 hrs.	Soap & Water	Durable, resists weather and abrasion. Can be driven on after 8 hrs.	Easy application with a 4" roller.
 Spray - Metallics	15 oz.	Chain-stopped Alkyd (Oil-Based)	Metal, wood, concrete and masonry	Galvanized metal, styrofoam, some plastics and surfaces that when heated exceed 200 F	Yes	Yes	Gloss	Excellent	Excellent	Very Good	15 min.	1-2 hrs.	Within 1 hr. or after 48 hrs.	Xylol or Mineral Spirits	Brilliant metallic finish. Superior rust prevention. Resist abrasion, chipping, fading, and dulling. Larger size for big jobs. Fast dry.	Apply several light coats a few minutes apart to prevent running and sagging.
 Acrylic Latex Top Coat & Primer	Gallon	Acrylic Latex	Metal, wood, concrete and masonry	Galvanized metal, glass and some plastics	Yes	Yes	Gloss	Excellent	Excellent	Very Good	1-2 hrs.	2-4 hrs.	Within 1 hr. or after 3 hrs.	Soap/Water	High performance formula delivers exceptional durability and allows for direct-to-metal coating (no primer needed) with minimal order.	Gallon coverage is 545 sq. ft. @ 1 mil thick. Not for surfaces over 200° F. No water immersion.


R U S T - O L E U M[®] P A I N T E R ' S T O U C H[®]

Product	Size	Resin Type	Surface Type	Surface Restrictions	Indoor	Outdoor	Gloss Level	Durability	Corrosion Resistance	Chemical Resistance	Dries to Touch	Dries to Handle	Recoat Window	Clean-up*	Strengths	Application Tips
 Spray-2X Primer	12 oz.	Acrylic Vinyl Toluene Modified Alkyd (Oil-based)	Wood, wicker, metal, plaster, masonry and unglazed ceramic	Galvanized metal, styrofoam, some plastics and surfaces that when heated exceed 200° F	Yes	Yes	Flat	Excellent	Good	Good	20 min.	1 hr.	Within 1 hr. or after 24 hrs.	Xylol or Mineral Spirits	Double Cover Technology provides more solids and premium pigments which delivers twice the coverage as other competitive general purpose brands. Primer increases adhesion and durability of the finish coat.	Keep the spray can moving across the surface at all times. For the smoothest finish, spray on 2-3 light coats a few minutes apart.
 Spray-2X Top Coats	12 oz.	Acrylic Vinyl Toluene Modified Alkyd (Oil-based)	Wood, wicker, metal, plaster, masonry and unglazed ceramic	Galvanized metal, styrofoam, some plastics and surfaces that when heated exceed 200° F	Yes	Yes	Gloss, Semi-Gloss, Satin, Flat	Excellent	Good, better with primer	Good	20 min.	1 hr.	Within 1 hr. or after 24 hrs.	Xylol or Mineral Spirits	Double Cover Technology provides more solids and premium pigments which delivers twice the coverage as other competitive general purpose brands. Broad palette of colors. Fast dry.	Prime bare wood and metal. Keep the spray can moving across the surface at all times. For the smoothest finish, spray on 2-3 light coats a few minutes apart.
 Spray-2X Clear	12 oz.	Acrylic Lacquer (Solvent-Based)	Wood, wicker, metal, plaster, masonry and unglazed ceramic	Galvanized metal, styrofoam, some plastics and surfaces that when heated exceed 200° F	Yes	Yes	Gloss, Matte, Semi-Gloss and Satin	Excellent	Good	Dissolves in any strong solvent.	15 min.	30 min	Anytime over itself or follow recoat timing of base coat.	Xylol or Mineral Spirits	Double Cover Technology provides more solids and premium pigments which goes further and lasts longer than other competitive general purpose spray paints. Crystal Clear finish won't yellow. Provides extra protection for bare and painted finishes. Fast Dry.	Do not use over Fluorescents or Metallics-will dull the bright finish.
 Brush-Water Based Metallics	30 oz	Acrylic Latex	Wood, metal, plaster, masonry, and unglazed ceramic	Galvanized metal, styrofoam, some plastics and surfaces that when heated exceed 200° F	Yes	Yes	Satin	Excellent	Fair, Good with Primer	Very Good	30 min	1 hr.	After 30 mins.	Soap & Water	Elegant metallic finish that can also be used for faux finishing. Easy clean-up and low odor.	For best results, prime first with a white primer. Use a foam brush or a good quality synthetic brush.
 Spray - Primer	12 oz.	Acrylic Vinyl Toluene Modified (Oil-Based)	Wood, wicker, metal, plaster, masonry and unglazed ceramic	Galvanized metal, styrofoam, some plastics and surfaces that when heated exceed 200° F	Yes	Yes	Flat	Excellent	Good, better with a primer	Good	20 min.	1 hr.	Within 1 hr. or after 24 hrs.	Xylol or Mineral Spirits	Primer increases the adhesion and durability of the finish coat. High solids formula covers faster, hides better, goes further and lasts longer.	Prime bare wood and metal. Keep the spray can moving across the surface at all times. For the smoothest finish, spray on 2-3 light coats a few minutes apart.





R U S T - O L E U M[®] P A I N T E R ' S T O U C H[®]

Product	Size	Resin Type	Surface Type	Surface Restrictions	Indoor	Outdoor	Gloss Level	Durability	Corrosion Resistance	Chemical Resistance	Dries to Touch	Dries to Handle	Recoat Window	Clean-up*	Strengths	Application Tips
Spray - Top Coat 	12 oz.	Acrylic Vinyl Toluene Modified (Oil-Based)	Wood, wicker, metal, plaster, masonry and unglazed ceramic	Galvanized metal, styrofoam, some plastics and surfaces that when heated exceed 200° F	Yes	Yes	Gloss, Semi-Gloss, Flat	Excellent	Good, better with a primer	Good	20 min.	1 hr.	Within 1 hr. or after 24 hrs.	Xylol or Mineral Spirits	High solids formula covers faster, hides better, goes further and lasts longer than other general purpose spray paints. Silky smooth finish. Fast dry. Broad palette of popular colors. Primers are sandable.	Prime bare wood and metal. Keep the spray can moving across the surface at all times. For the smoothest finish, spray on 2-3 light coats a few minutes apart.
Spray - Clear 	11 oz.	Acrylic Lacquer (Solvent-Based)	Wood, wicker, metal plaster, masonry and unglazed ceramic	Galvanized metal, styrofoam, some plastics and surfaces that when heated exceed 200° F	Yes	Yes	Gloss/Matte	Excellent	Good	Dissolves in any strong solvent	15 min.	30 min.	Anytime over itself or follow recoat timing of base coat.	Xylol or Mineral Spirits	Crystal clear finish won't yellow. Provides extra protection for bare and painted finishes. Fast dry.	Do not use over Fluorescents or Metallics - will dull the bright finish.
Spray - Satin 	12 oz.	Acrylic Vinyl Toluene Modified Alkyd (Oil-based)	Wood, wicker, metal, plaster, masonry and unglazed ceramic	Galvanized metal, styrofoam, some plastics and surfaces that when heated exceed 200° F	Yes	Yes	Satin	Excellent	Good, better with primer	Good	20 min.	1 hr.	Within 1 hr. or after 24 hrs.	Xylol or Mineral Spirits	High solids formula covers faster, hides better, goes further and lasts longer than other spray paints. Silky smooth finish. Fast dry.	Prime bare wood and metal. Keep the spray can moving across the surface at all times. For the smoothest finish, spray on 2-3 light coats a few minutes apart.
Brush - Top Coats & Primers 	Half-pints & Quarts	Acrylic Latex	Wood, metal plaster, masonry and unglazed ceramic	Galvanized metal, styrofoam, some plastics and surfaces that when heated exceed 200° F	Yes	Yes	Gloss, Semi-Gloss, Flat	Excellent	Fair, very good with primer	Very Good	30-60 mins.	1-2 hrs.	When first coat is fully dry - usually 2-4 hrs.	Soap & Water	Easy clean-up, low odor latex. Self-leveling, goes on smoothly and easily. Fast dry. Broad palette of popular colors. Primers are sandable.	Prime bare wood and metal. Use a high-quality synthetic brush-it holds more paint and smoothes out brush marks.
Brush - Satin 	Quart	Acrylic Latex	Wood, metal, plaster, masonry and unglazed ceramic	Galvanized metal, styrofoam, some plastics and surfaces that when heated exceed 200° F	Yes	Yes	Satin	Excellent	Good	Very Good	30 min.	1 hr.	Within 2-4 hrs.	Soap & Water	Easy clean-up, low odor latex. Self-leveling, goes on smoothly and easily. Fast dry.	Prime bare wood and metal. Use a high-quality synthetic brush-it holds more paint and smoothes out brush marks.







R U S T - O L E U M[®] A Q U A[®]

Product	Size	Resin Type	Surface Type	Surface Restrictions	Indoor	Outdoor	Gloss Level	Durability	Corrosion Resistance	Chemical Resistance	Dries to Touch	Dries to Handle	Recoat Window	Clean-up*	Strengths	Application Tips
 Spray - Aqua	12 oz.	Water Reducible Alkyd	Wood, metal, wicker, plaster, masonry and unglazed ceramics	Galvanized metal, some plastics and surfaces that when heated exceed 200° F	Yes	Yes	Gloss	Excellent	Good, better with primer	Good	30 min.	2 hrs.	Within 1 hr. or after 24 hrs.	Water	Low odor, easy soap and water clean up. Weather resistant, with long lasting indoor/ outdoor durability.	Prime bare wood and metal. Keep the spray can moving across the surface at all times. For the smoothest finish, spray on 2 -3 light coats a few minutes apart.






R U S T - O L E U M[®] A M E R I C A N A C C E N T S[®]

Product	Size	Resin Type	Surface Type	Surface Restrictions	Indoor	Outdoor	Gloss Level	Durability	Corrosion Resistance	Chemical Resistance	Dries to Touch	Dries to Handle	Recoat Window	Clean-up*	Strengths	Application Tips
 Spray - Primer	12 oz.	Acrylic Vinyl Toluene Modified Alkyd (Oil-Based)	Wood, wicker, metal, plaster, masonry and unglazed ceramic	Galvanized metal, styrofoam, some plastics and surfaces that when heated exceed 200° F	Yes	Yes	Satin	Excellent	Good, better with primer	Good	20 min.	1 hr.	Within 1 hr. or after 24 hrs.	Xylol or Mineral Spirits	Primer increases the adhesion and durability of the finish coat. High solids formula covers faster, hides better, goes further and lasts longer.	Prime bare wood and metal. Keep the spray can moving across the surface at all times. For the smoothest finish, spray on 2 -3 light coats a few minutes apart.
 Spray - Top Coat	12 oz.	Acrylic Vinyl Toluene Modified Alkyd (Oil-Based)	Wood, wicker, metal, plaster, masonry and unglazed ceramic	Galvanized metal, styrofoam, some plastics and surfaces that when heated exceed 200° F	Yes	Yes	Satin	Excellent	Good, better with primer	Good	20 min.	1 hr.	Within 1 hr. or after 24 hrs.	Xylol or Mineral Spirits	High solids formula covers faster, hides better, goes further and lasts longer than other spray paints. Silky smooth finish. Fast dry. Home fashion colors reflect popular decorating trends.	Prime bare wood and metal. Keep the spray can moving across the surface at all times. For the smoothest finish, spray on 2 -3 light coats a few minutes apart.
 Spray - Clear	11 oz.	Acrylic Lacquer (Solvent-Based)	Wood, wicker, metal, plaster, masonry and unglazed ceramic	Galvanized metal, styrofoam, some plastics and surfaces that when heated exceed 200° F	Yes	Yes	Matte	Excellent	Good	Dissolves in any strong solvent	15 min.	30 min.	Anytime over itself or follow recoat timing of base coat	Xylol or Mineral Spirits	Crystal clear finish won't yellow. Provides extra protection for paint and decorative finishes. Fast dry.	Do not use over Fluorescents or Metallics - will dull the bright finish.
 Brush - Top Coats & Primers	Half-pints & Quarts	Acrylic Latex	Wood, metal, plaster, masonry and unglazed ceramic	Galvanized metal, styrofoam, some plastics and surfaces that when heated exceed 200° F	Yes	Yes	Satin	Excellent	Fair, very good with primer	Very Good	30 - 60 mins.	1 - 2 hrs.	When first coat is fully dry - usually 2 - 4 hrs.	Soap & Water	Easy clean-up, low odor latex. Self-leveling, goes on smoothly and easily. Fast dry. Home fashion colors reflect popular decorating trends.	Prime bare wood and metal. Use a high-quality synthetic brush - it holds more paint and smoothes out brush marks.






R U S T - O L E U M[®] A M E R I C A N A C C E N T S[®]

Product	Size	Resin Type	Surface Type	Surface Restrictions	Indoor	Outdoor	Gloss Level	Durability	Corrosion Resistance	Chemical Resistance	Dries to Touch	Dries to Handle	Recoat Window	Clean-up*	Strengths	Application Tips
 Decorative Paint Pen	1/3 fl. oz.	Standard Alkyd (Oil-Based)	tal, wood, glass and ceramics	Galvanized metal, styrofoam, some plastics and surfaces that when heated exceed 200° F	Yes	No	Satin/ Gloss Black	Excellent Very Good	Good	Very Good	15 - 30 min.	1 hr.	2 - 4 hrs.	Xylol or Mineral Spirits	Easy to use, fast dry, works on wood, glass, metal, and ceramics.	Shake for 30 sec. prior to use. Lightly depress tip several times to start paint flow.
 Metallic Leafing Pen	1/3 fl. oz.	Standard Alkyd (Oil-Based)	Metal, wood, glass and ceramics	Galvanized metal, styrofoam, some plastics and surfaces that when heated exceed 200° F	Yes	No	Gloss	Very Good	Good	Very Good	30 - 45 min.	1 - 2 hrs.	2 - 4 hrs.	Xylol or Mineral Spirits	Easy to use, fast dry, works on wood, glass, metal, and ceramics.	Shake for 30 sec. prior to use. Lightly depress tip several times to start paint flow.
 Spray - Craft & Hobby	3-oz. Spray	Acrylic Vinyl Toluene Modified Alkyd (oil-based)	Wood, wicker, metal, plaster, masonry and un-glazed ceramic	Galvanized metal, styrofoam, some plastics and surfaces that when heated exceed 200° F	Yes	Yes	Gloss, Semi-Gloss, Satin	Excellent	Good, better with primer	Good	20 min.	1 hr.	Within 1 hr. or after 24 hrs.	Xylol or Mineral Spirits	High solids formula covers faster, hides better, and lasts longer than other craft paints. Silky smooth finish.	Prime bare wood and metal. For the smoothest finish, spray on 2-3 light coats a few minutes apart. A clear top coat may be applied over a color within 1 hr. or after 24 hrs.
 Brush - Craft & Hobby	2-oz. Brush-on	Acrylic Latex	Wood, metal, plaster, masonry and unglazed ceramic	Galvanized metal, styrofoam, some plastics and surfaces that when heated exceed 200° F	Yes	Yes	Gloss, Semi-Gloss, Satin	Excellent	Fair, very good with primer	Very Good	30-60 min.	1-2 hrs.	When first coat is fully dry - usually 2-4 hrs.	Soap & Water	Easy clean-up, low-odor latex. Self-leveling, goes on smoothly and easily. Fast dry.	Prime bare wood and metal. Use high-quality synthetic brush - it holds more paint and smoothes out brush marks.
 Stone	12 oz.	Hydrocarbon Acrylic Latex	Wood, metal, glass, plaster, masonry and un-glazed ceramic	Galvanized metal, styrofoam, some plastics and surfaces that when heated exceed 200° F	Yes	No	Matte	Fair, better with a clear top coat	Fair	Fair, better with a clear top coat	3 - 4 hrs.	5 - 6 hrs.	5 - 6 hrs.	After 15 min.	Soap & Water	Spray multiple light coats, 15 minutes apart. Use a base coat of a similar color to increase hiding and coverage. Top coat with a clear coat (after 4 hours) for extra protection.
 Terra Cotta	12 oz.	Chain-stopped Alkyd (Oil-Based)	Wood, wicker, metal, plaster, masonry and un-glazed ceramic	Galvanized metal, styrofoam, some plastics and surfaces that when heated exceed 200° F	Yes	Yes	Matte	Excellent	Excellent	Very Good	15 min.	1 - 2 hrs.	1 - 2 hrs.	Within 1 hr. or after 48 hrs.	Xylol or Mineral Spirits	Prime bare wood and metal. Keep the can moving across the surface at all times. For smoothest finish, spray on 2-3 light coats a few minutes apart.

R U S T - O L E U M[®] A M E R I C A N A C C E N T S[®]

Product	Size	Resin Type	Surface Type	Surface Restrictions	Indoor	Outdoor	Gloss Level	Durability	Corrosion Resistance	Chemical Resistance	Dries to Touch	Dries to Handle	Recoat Window	Clean-up*	Strengths	Application Tips
 Sandstone	12 oz.	Chain-stopped Alkyd (Oil-Based)	Wood, wicker, metal, plaster, masonry and unglazed ceramic	Galvanized metal, styrofoam, some plastics and surfaces that when heated exceed 200° F	Yes	Yes	Matte	Excellent	Excellent	Very Good	15 min.	1 - 2 hrs.	Within 1 hr. or after 48 hrs.	Xylol or Mineral Spirits	Quick, easy look of fine textured sandstone. Durable finish holds up to the elements. Unique palette of soft, nature-inspired colors.	Prime bare wood and metal. Keep the can moving across the surface at all times. For smoothest finish, spray on 2-3 light coats a few minutes apart.
 Designer Metallic	11 oz.	Acrylic Lacquer (Oil-Based)	Wood, metal, plaster, masonry, ceramics and wicker	Galvanized metal, styrofoam, some plastics and surfaces that when heated exceed 200° F	Yes	Yes	Varies	Excellent	Excellent	Very Good	10 min.	30 min.	Anytime	Xylol or Mineral Spirits	Quick, rich look of precious metals. Resists chipping, and peeling. Fast drying.	Prime bare metal or wood first. Use 8781 Aluminum primer on hard to coat surfaces and galvanized metal. Wait at least 4 hours before applying Designer Metallics over the primer.
 Crackle Creations Kit	12 oz.	Acrylic Lacquer (Solvent-Based)	Wood, metal, plaster, masonry and unglazed ceramic	Galvanized metal, styrofoam, some plastics and surfaces that when heated exceed 200° F	Yes	Yes**	Matte	Good	Fair	Good	15 min.	30 min.	Anytime	Xylol or Mineral Spirits	Quick, easy look of antiqued cracked paint.	Prime bare wood, metal, masonry, plaster or porous surfaces. Top coat with clear coat for protection from moisture, dirt and wear.
	12 oz.	Vinyl Toluene Alkyd (Oil-Based)			Yes	Yes**	Matte	Fair, better with a clear top coat	Fair	Fair, better with a clear top coat	15 min.	30 min.	Do not recoat			
 Patina Kit	11 oz.	Acrylic Lacquer (Solvent-Based)	Wood, metal, plaster, masonry and unglazed ceramic	Galvanized metal, styrofoam, some plastics and surfaces that when heated exceed 200° F	Yes	Yes	Gloss	Excellent	Excellent	Very Good	30 min.	30 min.	Anytime	Xylol or Mineral Spirits	Quick, easy look of antiqued metal. All tools included in kit. Fool-proof process. Rich, authentic-looking finish. Durable finish holds up to the elements.	Prime bare wood and metal. Dab or wipe off desired amount of top coat immediately after applying. For a rich authentic look, leave top coat in the crevices of the surface where real metal oxidizes or darkens with age.
	Half-pint	Acrylic Latex					Matte	Excellent	Excellent	Very Good	20 min.	1 - 2 hrs.	N/A	Soap & Water		
 Antique Gold Kit	11 oz.	Acrylic Lacquer (Solvent-Based)	Wood, metal, plaster, masonry and unglazed ceramic	Galvanized metal, styrofoam, some plastics and surfaces that when heated exceed 200° F	Yes	Yes	Gloss	Excellent	Excellent	Very Good	30 min.	30 min.	Anytime	Xylol or Mineral Spirits	Quick, easy look of antiqued metal. All tools included in kit. Fool-proof process. Rich, authentic-looking finish. Durable finish holds up to the elements.	Prime bare wood and metal. Dab or wipe off desired amount of top coat immediately after applying. For a rich authentic look, leave top coat in the crevices of the surface where real metal oxidizes or darkens with age.
	Half-pint	Acrylic Latex					Matte	Excellent	Excellent	Very Good	20 min.	1 - 2 hrs.	N/A	Soap & Water		








R U S T - O L E U M[®] A M E R I C A N A C C E N T S[®]

Product	Size	Resin Type	Surface Type	Surface Restrictions	Indoor	Outdoor	Gloss Level	Durability	Corrosion Resistance	Chemical Resistance	Dries to Touch	Dries to Handle	Recoat Window	Clean-up*	Strengths	Application Tips
 Antique Pewter Kit	11 oz.	Acrylic Lacquer (Solvent-Based)	Wood, metal, plaster, masonry and unglazed ceramic	Galvanized metal, styrofoam, some plastics and surfaces that when heated exceed 200° F	Yes	Yes	Gloss	Excellent	Excellent	Very Good	30 min.	30 min.	Anytime	Xylol or Mineral Spirits	Quick, easy look of antiqued metal. All tools included in kit. Fool-proof process. Rich, authentic-looking finish. Durable finish holds up to the elements.	Prime bare wood and metal. Dab or wipe off desired amount of top coat immediately after applying. For a rich authentic look, leave top coat in the crevices of the surface where real metal oxidizes or darkens with age.
	Half-pint	Acrylic Latex					Matte	Excellent	Excellent	Very Good	20 min.	1 - 2 hrs.	N/A	Soap & Water		
 Antique Copper Kit	11 oz.	Acrylic Lacquer (Solvent-Based)	Wood, metal, plaster, masonry and unglazed ceramic	Galvanized metal, styrofoam, some plastics and surfaces that when heated exceed 200° F	Yes	Yes	Gloss	Excellent	Excellent	Very Good	30 min.	30 min.	Anytime	Xylol or Mineral Spirits	Quick, easy look of antiqued metal. All tools included in kit. Fool-proof process. Rich, authentic-looking finish. Durable finish holds up to the elements.	Prime bare wood and metal. Dab or wipe off desired amount of top coat immediately after applying. For a rich, authentic look, leave top coat in the crevices of the surface where real metal oxidizes or darkens with age.
	Half-pint	Acrylic Latex					Matte	Excellent	Excellent	Very Good	20 min.	1 - 2 hrs.	N/A	Soap & Water		
 Natural Rust Kit	12 oz.	Chain-stopped Alkyd (Solvent-Based)	Wood, metal, plaster, masonry and unglazed ceramic	Galvanized metal, styrofoam, some plastics and surfaces that when heated exceed 200° F	Yes	Yes	Matte	Excellent	Excellent	Very Good	1 hr.	1 hr.	Within 1 hr. or after 48 hrs.	Xylol or Mineral Spirits	Quick, easy look of weathered metal. All tools included in kit. Fool-proof process. Rich, authentic-looking finish. Durable finish holds up to the elements.	Prime bare wood and metal. Dab off desired amount of top coat with dry paper towel immediately after applying.
	Half-pint	Acrylic Latex					Matte	Excellent	Excellent	Very Good	20 min.	1 - 2 hrs.	N/A	Soap & Water		
 Classic Leather Kit	12 oz.	Chain-stopped Alkyd (Solvent-Based)	Wood, metal, plaster, masonry and unglazed ceramic	Galvanized metal, styrofoam, some plastics and surfaces that when heated exceed 200° F	Yes	Yes	Matte	Excellent	Excellent	Very Good	1 hr.	1 hr.	Within 1 hr. or after 48 hrs.	Xylol or Mineral Spirits	Quick, easy look of rich grained leather. All tools included in kit. Fool-proof process. Rich, authentic-looking finish. Durable finish holds up to the elements.	Prime bare wood and metal. Pat down plastic sheet immediately after applying top coat and pull it off from one of the corners in one quick motion.
	Half-pint	Acrylic Latex					Matte	Excellent	Excellent	Very Good	20 min.	1 - 2 hrs.	N/A	Soap & Water		
 Distressed Kits[†]	Quart	Acrylic Latex	Wood, metal, plaster, masonry and unglazed ceramic	Galvanized metal, styrofoam, some plastics and surfaces that when heated exceed 200° F	Yes	Yes**	Flat	Excellent	N/A	Good	30 min.	1 hr.	After 30 mins.	Soap & Water	Quick, easy look of distressed wood. All tools included in kit. Fool-proof process. Rich, authentic-looking finish. Durable finish holds up to the elements when sealed with exterior clear coat.	Wipe off desired amount of top coat with damp cloth. For a heavier distressed effect, wipe with a dry cloth. More stain can be applied and wiped off to achieve the desired look. Antique Black: Apply a single, even coat of the antiquing stain over the entire object. A second coat could be applied to bare areas for a darker effect.
	Half-pint	Acrylic Resin					Flat	Excellent	N/A	Good	15 min.	1 hr.	After 15 mins.	Soap & Water		







[†] Distressed Ivory, Antique Black, Vintage Red, Cottage Green & Heritage Blue

*Xylol - wet or dry paint. Mineral spirits - wet paint. **If sealed with exterior clear coat.







R U S T - O L E U M[®] S P E C I A L T Y

Product	Size	Resin Type	Surface Type	Surface Restrictions	Indoor	Outdoor	Gloss Level	Durability	Corrosion Resistance	Chemical Resistance	Dries to Touch	Dries to Handle	Recoat Window	Clean-up*	Strengths	Application Tips
 Spray - Appliance Epoxy	12 oz.	Epoxy Ester Modified Alkyd (Oil-Based)	Metal	Heated metal that exceeds 200° F (e.g. around burners) and surfaces with continuous water submersion	Yes	No	Gloss, Stainless Steel is Flat	Excellent	Very Good	Very Good	2 - 4 hrs.	5 - 9 hrs.	Within 30 min. or after 1 week	Xylol or Mineral Spirits	Looks and feels like original appliance finish. Hard, durable surface is moisture-resistant and washable.	Keep the spray can moving across the surface, applying 2-3 light coats a few minutes apart. Do not use on heated surfaces e.g. oven interior and stove tops. No primer needed.
 Brush - Appliance Epoxy	Quart	Epoxy Ester/ Alkyd	Metal	Heated metal that exceeds 200° F (e.g. around burners) and surfaces with continuous water submersion	Yes	No	Gloss	Excellent	Very Good	Very Good	2 - 4 hrs.	5 - 9 hrs.	Within 1 hr. or after 24 hrs.	Mineral Spirits or Acetone	Washable and Moisture resistant. Convenient roll-on formula.	For large surfaces use a good quality roller for a smooth finish. Use a good quality brush for smaller areas. Apply light, even coats.
 Appliance Touch-up	0.6 oz.	Acrylic Lacquer	Metal	Heated metal that exceeds 200° F	Yes	No	Gloss	Excellent	Very Good	Very Good	10 min.	10 min.	10 min.	Lacquer Thinner, Rubbing Alcohol, or Acetone	Repairs scratches and chips on metal, porcelain and enamel appliances. Washable, moisture resistant finish matches manufacturers' most popular colors.	Apply in even strokes. For deep scratches, apply multiple layers. Do not use on heated surfaces e.g. ovens and stoves.
 Brush-Stainless Steel	30 oz.	Epoxy Ester/ Alkyd	Metal and wood	Heated metal that exceeds 200° F (e.g. around burners) and surfaces with continuous water submersion	Yes	Yes	Satin	Excellent	Good, better with primer	Very Good	2 - 4 hours	5-9 hours	Within 1 hr. or after 24 hrs.	Mineral Spirits or Acetone	Made with real stainless steel pigments. Easy one-step transformation. Washable and moisture resistant.	For large surfaces use a good quality roller for a smooth finish. Use a good quality brush for smaller areas. Apply light, even coats.
 Countertop Coating Tint Base	29 oz.	Alkyd	Laminate and other surfaces such as vinyl, wood, metal	Polyethylene, polypropylene, floors, granite, marble, tile, concrete and solid surfaces	Yes	Yes	Satin	Good	Good	Good	30 min.	1 hr.	Less than 1 hour or more than 24 hours	Xylene	Adhesion to laminate counter tops, cabinets and furniture. Anti-microbial protection.	Use a foam roller. Allow 3 days for surface to dry.
 Spray - Chalkboard	11 oz.	Acrylic Vinyl Toluene Modified (Oil-Based)	Metal, wood, plastic, hardboard, glass and paperboard	Galvanized metal, styrofoam, some plastics and surfaces that, when heated, exceed 200° F	Yes	No	Ultra Flat	Excellent	None	None	20 min.	1 hr.	Within 1 hr. or after 24 hrs.	Xylol or Mineral Spirits	Superior hardness. Erases cleanly without showing previous chalk marks.	24 hrs. after painting, rub a side of chalk over entire painted surface and erase before using chalkboard.
 Brush - Chalkboard	30 oz.	Acrylic Latex	Wood, metal, masonry, drywall, plaster, glass, concrete, unglazed ceramics, & hardboard	Galvanized metal, styrofoam, some plastics and surfaces that, when heated, exceed 200° F	Yes	No	Flat	Excellent	None	None	30 min.	2 hrs.	After 4 hrs.	Soap & Water	Superior hardness. Erases cleanly without showing previous chalk marks. Offers easy soap & water clean-up.	After 3 days, condition the surface by rubbing the side of a piece of chalk over the entire surface and erase. Wait 7 days after painting before wiping it down with a damp cloth. Repeat conditioning step after cleaning.







R U S T - O L E U M[®] S P E C I A L T Y

Product	Size	Resin Type	Surface Type	Surface Restrictions	Indoor	Outdoor	Gloss Level	Durability	Corrosion Resistance	Chemical Resistance	Dries to Touch	Dries to Handle	Recoat Window	Clean-up*	Strengths	Application Tips
 Brush - Dry Erase	27 oz.	Epoxy	Dry wall, masonry, wood, cement, metal	Galvanized metal, styrofoam, some plastics and surfaces that, when heated, exceed 200° F	Yes	No	Gloss	Excellent	N/A	Excellent	1 hr.	2 Days	20-30 mins.	Soap & Water	Only paint of its kind that creates a true writeable-erasable Dry Erase finish.	Apply on smooth interior surfaces. Use activated Dry Erase paint within 2 hours of mixing part A and part B. Allow surface to dry 2 days before applying any markings.
 Chalkboard Tint Base	29 oz.	Acrylic Latex	Wood, metal, masonry, drywall, plaster, glass, concrete, unglazed ceramics, & hardboard	Galvanized metal, styrofoam, some plastics and surfaces that, when heated, exceed 200° F	Yes	No	Flat	Excellent	None	None	30 min.	2 hrs.	After 4 hrs.	Soap & Water	Choose one of 12 colors to tint to.	After 3 days, condition the surface by rubbing the side of a piece of chalk over the entire surface and erase. Wait 7 days after painting before wiping it down with a damp cloth. Repeat conditioning step after cleaning.
 Glow in the Dark	7 oz.	Acrylic Latex	Wood, metal, plaster, masonry, and unglazed ceramic	Polyolefin plastics	Yes	No	Flat	Excellent	Fair	Fair	.5 - 1 hrs.	3 - 4 hrs.	45 min.	Soap & Water	Latex formula applies easy, dries fast, glows for two hours.	Apply several light coats a few minutes apart to prevent running and sagging.
 Magnetic Primer	30 oz.	Water Based Acrylic	Metal, wood, masonry, drywall and plaster	Plastics and surfaces that, when heated, exceeds 200° F	Yes	No	Flat	Excellent	N/A	Good	15 min.	30 min.	After 30 mins.	Water	Latex formula applies easily with foam roller. Can be top coated with any color or chalkboard paint.	Shake can or stir for at least 10 minutes until paint is a consistent charcoal color. Apply three thin coats.
 Spray - Farm Equipment	12 oz.	Medium Oil Alkyd (Oil-Based)	Metal and wood	Some plastics and galvanized metal	Yes	Yes	Gloss	Excellent	Excellent	Very Good	2 - 4 hrs.	5 - 9 hrs.	Within 1 hr. or after 48 hrs.	Xylol or Mineral Spirits	Superior rust prevention. High paint solids formula covers faster, goes further and lasts longer than other paints. Excellent color retention.	Keep the spray can moving across the surface, applying 2-3 light coats a few minutes apart. Prime outdoor galvanized metal with 8781 Aluminum Primer.
 Brush - Farm Equipment	Quart & Gallon	Standard Alkyd (Oil-Based)	Metal and wood	Some plastics and galvanized metal	Yes	Yes	Gloss	Excellent	Excellent	Very Good	2 - 4 hrs.	4 - 7 hrs.	After 24 hrs.	Xylol or Mineral Spirits	Superior rust prevention. High paint solids formula covers faster, goes further and lasts longer than other paints. Excellent color retention.	Spot prime rust spots with Rusty Metal Primer. Use a high-quality natural bristle brush - it holds more paint and smoothes out brush marks.






R U S T - O L E U M[®] S P E C I A L T Y

Product	Size	Resin Type	Surface Type	Surface Restrictions	Indoor	Outdoor	Gloss Level	Durability	Corrosion Resistance	Chemical Resistance	Dries to Touch	Dries to Handle	Recoat Window	Clean-up*	Strengths	Application Tips
Fluorescent 	11 oz.	Modified Alkyd	Metal, wood, plaster, masonry or any other surface	None	Yes	Yes	Flat	Fair	None	Dissolves in any strong solvent	15 min.	30 min.	Anytime	Xylol or Mineral Spirits	Bright, glowing color. Fast dry.	Undercoat with flat white paint to maximize the fluorescent effect. Like all fluorescents, they will fade in the sun.
Frosted Glass 	11 oz.	Acrylic Lacquer (Solvent-Based)	Glass and mirror	Styrofoam and some plastics	Yes	No	Flat	Fair	None	Dissolves in any strong solvent	5 min.	10 min.	Anytime	Xylol, Acetone or Lacquer Thinner	Semi-transparent coating lets light in, while obscuring the view. Creates the look of custom etched glass when used with stencils.	Use on glass doors, windows, sidelights, outside of shower door. Wait 10 minutes for frosted effect.
Spray - High Heat Ultra 	12 oz. Black and Brown 11 oz. Aged Copper	Acrylic Alkyd Modified Silicone	Metal	Not for kitchen stove surfaces	Yes	Yes	Semi-Gloss	Excellent	Excellent	Excellent	30 min.	1-2 hrs.	Within 1 hr. or after 24 hrs.	Xylol or Mineral Spirits	Heat resistant up to 1200° F. Superior durability, rich color and excellent color retention.	Allow paint to dry 1 hour before heating. Painted surface may emit smoke and a harmless odor the first time it's heated. Keep can moving across the surface, applying 2-3 light coats a few minutes apart.
Spray - High Heat 	12 oz.	Silicone	Metal	Non-heating surfaces (Only cures with heat)	Yes	Yes	Flat	Excellent	Excellent	Good	30 min.	1 - 2 hrs.	Anytime	Xylol or Mineral Spirits	Heat resistant up to 1200° F. Superior durability and color retention.	Do not prime. Do not use on inside of grill or fireplace with direct contact of flames. Painted surface may emit smoke and a harmless odor the first time it's heated. Keep can moving across the surface, applying 2 -3 light coats a few minutes apart.
Brush - High Heat 	Half-pint, Quart, and Gallon	Silicone Modified Alkyd (Oil-Based)	Metal	Non-heating surfaces (Only cures with heat)	Yes	Yes	Satin	Excellent	Excellent	Good	2 - 4 hrs.	5 - 9 hrs.	Do not recoat	Xylol or Mineral Spirits	Heat resistant up to 1000° F. Superior durability and color retention.	Do not prime. Do not use on inside of grill or fireplace with direct contact of flames. Painted surface may emit smoke and a harmless odor the first time it's heated. Use a high-quality natural bristle brush.
Lacquer 	11 oz.	Acrylic Lacquer (Solvent-Based)	Wood, metal, plaster, masonry and unglazed ceramic	Styrofoam and some plastics	Yes	Yes	Gloss	Good	Fair	Dissolves in any strong solvent	20 min.	30 min.	Anytime	Xylol, Acetone or Lacquer Thinner	Super hard finish and a highly polished look.	Keep spray can moving across the surface, applying 2 - 3 light coats a few minutes apart. Sanding and recoating gives higher gloss.



R U S T - O L E U M[®] S P E C I A L T Y

Product	Size	Resin Type	Surface Type	Surface Restrictions	Indoor	Outdoor	Gloss Level	Durability	Corrosion Resistance	Chemical Resistance	Dries to Touch	Dries to Handle	Recoat Window	Clean-up*	Strengths	Application Tips
Marking 	11 oz.	Modified Alkyd (Oil-Based)	Grass, dirt, concrete, wood and metal	None	Yes	Yes	Flat	Good	N/A	N/A	15 min.	1 hr.	Do not recoat	Xylol or Mineral Spirits	Bright, high visibility colors. Inverted spray.	Cannot be used in Stripping Machine - tips are not interchangeable. Can be used with Marking Wand. Semi-temporary, will wear off.
Metallic 	11 oz.	Solvent Acrylic (Solvent-Based)	Wood, metal, plaster, masonry and unglazed ceramic	Styrofoam and some plastics	Yes	No	Gloss	Fair	None	Dissolves in any strong solvent	20 min.	30 min.	Anytime	Xylol, Acetone or Lacquer Thinner	Quick, easy spray-on look of bright, reflective metals. Fast dry and excellent coverage.	Gold and silver are leafing and will tarnish and rub off if exposed to moisture and heavy handling. Use for interior decorative purposes only. Do not use clear coat as it will dull the finish. Hold can no more than 10" - 12" from surface when spraying to prevent dry spots.
Polyurethane 	11 oz.	Oil-Modified Polyurethane (Oil-Based)	Wood and metal	Linoleum, vinyl or glazed tile	Yes	No	Gloss, Semi-Gloss and Satin	Good	Good	Good	2 hrs.	4 hrs.	Anytime	Xylol or Mineral Spirits	Lasts twice as long as varnish. Protects wood from spills, scuff marks and abrasion.	Keep spray can moving across the surface, applying several light coats a few minutes apart. May have an ambering effect on light colored surfaces.
Tub & Tile 	1 Quart when mixed	Epoxy Acrylic (Oil-Based)	Ceramic, porcelain and fiberglass	Plastics	Yes	Yes	Gloss	Excellent	Excellent	Excellent	1 hr.	3 hrs.	After 1 hr.	Lacquer Thinner	Looks and feels like porcelain or ceramic. Consumer-friendly, no acid etching required. Can be completed in half a day. Durable, washable, superior water resistance and self-leveling.	Use recommended supplies on top of box. Have adequate ventilation.
Tub & Tile Touch-up 	.45 oz.	Acrylic/Aliph Epoxy	Ceramic, porcelain and fiberglass	Plastics	Yes	Yes	Gloss	Excellent	Excellent	Excellent	1 hr.	3 hrs.	10 min.	Lacquer Thinner, Rubbing Alcohol or Acetone	Convenient for touch-ups on tiles, tubs, sinks and toilets. Looks and feels like porcelain or ceramic.	Thoroughly follow instructions on the package. Allow to dry for 3 days before exposing surface to water.
Vinyl 	11 oz.	Solution Vinyl (Oil-Based)	Vinyl and fabrics	Anything other than vinyl or fabrics	Yes	No	Semi-Gloss	Excellent	None	Good	10 min.	1 hr.	Anytime	Xylol or Lacquer Thinner	Actual vinyl in the paint. Flexible coating restores color and gloss of vinyl. Durable.	A heavy first coat (it goes on looking wet) is required. Wait 6 hours before using object.





R U S T - O L E U M[®] S P E C I A L T Y

Product	Size	Resin Type	Surface Type	Surface Restrictions	Indoor	Outdoor	Gloss Level	Durability	Corrosion Resistance	Chemical Resistance	Dries to Touch	Dries to Handle	Recoat Window	Clean-up*	Strengths	Application Tips
 <p>Spray - Paint for Plastic</p>	12 oz.	Acrylic Vinyl Toluene Modified Alkyd, with proprietary adhesion-promoting polymers (oil-based).	Polypropylene, polystyrene, resin, PVC, fiberglass and vinyl. Some polyethylenes.	Styrofoam	Yes	Yes	Semi-Gloss	Excellent	N/A	Good	20-30 mins.	1 hr.	Within 1 hr. or after 24 hrs.	Xylol or Mineral Spirits	Direct-to-plastic application. No priming required. Provides superior paint adhesion and long-lasting durability.	New surfaces: Wipe down surface with a paint thinner to get the best adhesion. Weathered surfaces: Remove loose, weathered material with a dry brush. Clean with soap and water. If mildew is present, wash with a solution of water and bleach.
 <p>Spray - Plastic Primer</p>	12 oz.	Acrylic Modified Alkyd, with proprietary adhesion-promoting polymers.	Polypropylene, polystyrene, resin, PVC, fiberglass and vinyl. Some polyethylenes.	Styrofoam	Yes	Yes	Flat	Excellent	N/A	Good	20 min.	1 hr.	Do not apply multiple coats.	Xylol or Mineral Spirits	Preps plastic for painting with any top coat. Bonds tightly to plastic providing superior paint adhesion and long-lasting durability.	New surfaces: Thoroughly wipe down surface with a paint thinner. Weathered surfaces: Remove all loose, weathered material and chalking with a dry brush. Clean with soap and water. If mildew is present, wash with a solution of water and bleach.
 <p>Brush - Plastic Primer</p>	30 fl. oz.	Acrylic Modified Alkyd, with proprietary adhesion-promoting polymers.	Polypropylene, polystyrene, resin, PVC, fiberglass and vinyl. Some polyethylenes.	Styrofoam	Yes	Yes	Flat	Excellent	N/A	Good	20 min.	1 hr.	Do not apply multiple coats.	Xylol or Mineral Spirits	Preps plastic for painting with any top coat. Bonds tightly to plastic providing superior paint adhesion and long-lasting durability.	New surfaces: Thoroughly wipe down surface with a paint thinner. Weathered surfaces: Remove all loose, weathered material and chalking with a dry brush. Clean with soap and water. If mildew is present, wash with a solution of water and bleach.
 <p>Plastic Hammered</p>	12 oz.	Modified Alkyd	Polypropylene, polystyrene, resin, PVC, fiberglass and vinyl plastics.	Galvanized metal	Yes	Yes	Gloss	Very good	N/A	Very good	20-30 mins.	1 hr.	Within 1 hr. or after 48 hrs.	Mineral Spirits	Renew plastic items in a hammered finish. Direct to plastic application.	New surfaces: Thoroughly wipe down surface with a paint thinner. Weathered surfaces: Remove all loose, weathered material and chalking with a dry brush. Clean with soap and water. If mildew is present, wash with a solution of water and bleach.
 <p>Plastic Textured</p>	12 oz.	Modified Alkyd	Plastic	Galvanized metal	Yes	Yes	Satin	Very good	N/A	Very good	20-30 mins.	1 hr.	Within 1 hr. or after 24 hrs.	Mineral Spirits	Renew plastic items in a textured finish. Direct to plastic application.	New surfaces: Thoroughly wipe down surface with a paint thinner. Weathered surfaces: Remove all loose, weathered material and chalking with a dry brush. Clean with soap and water. If mildew is present, wash with a solution of water and bleach.





R U S T - O L E U M[®] S P E C I A L T Y

Product	Size	Resin Type	Surface Type	Surface Restrictions	Indoor	Outdoor	Gloss Level	Durability	Corrosion Resistance	Chemical Resistance	Dries to Touch	Dries to Handle	Recoat Window	Clean-up*	Strengths	Application Tips
Landscape Chalk 	12 oz.	Nearly binderless	Grass, concrete, dirt, gravel & asphalt	None	Yes	Yes	Flat	Temporary	N/A	N/A	5 min.	N/A	N/A	Water	Temporary marking, weathers away in 15-30 days. Environmentally-friendly. Easy-to-use spray-through cap.	Invert can and point at ground. Hold can 4-8" above surface. Press sideways to spray. Spray using a steady, even stroke to prevent build-up. May be used with Rust-Oleum Marking Wand.
Camouflage 	12 oz.	Acrylic Vinyl Toluene Modified Alkyd (Oil-Based)	Metal, wood, plaster and masonry	Some plastics and galvanized metal	Yes	Yes	Ultra Flat	Excellent	Good, better with primer	Good	20 mins.	1 hr.	Within 1 hr. or after 24 hrs.	Xylol or Mineral Spirits	Ultra flat finish is non-reflective for maximum hiding.	Use combination of colors that resemble the terrain you're blending with. Use leaves and twigs as stencils. For long lasting protection, prime first.
Reflective 	10 oz.	Standard Alkyd (Oil-Based)	Metal, wood, concrete and masonry.	Galvanized metal, some plastics or surfaces that, when heated, exceeds 200° F	Yes	Yes	Matte	Moderate	Fair	Very good	30 mins.	2 hrs.	Within 1 hr. or after 48 hrs.	Mineral Spirits	When hit with a direct light source, painted object reflects for nighttime visibility and safety.	Do not spray too heavily, or reflective effect will be muted.






E P O X Y S h i e l d®

Product	Size	Resin Type	Surface Type	Surface Restrictions	Indoor	Outdoor	Gloss Level	Durability	Corrosion Resistance	Chemical Resistance	Dries to Touch	Dries to Handle	Recoat Window	Clean-up	Approx. Sq. Ft.†	Strengths	Application Tips
Brush - BlackTop Coating 	2 Gallons	Acrylic	Asphalt	Concrete	No	Yes	Flat Jet Black	Excellent	N/A	Good	Walk ready in 1 hr.	Drive ready in 4 hrs.	After the first coat is dry to the touch.	Soap and water	600-800	One 2-gallon bucket covers the same amount of surface as two 5-gallon buckets of conventional asphalt coating.	For faster application, pour coating out of the bucket directly onto the driveway and use an 18' roller cover to spread.
Brush - BlackTop Patch & Crack Filler 	10 lbs.	Portland cement	Asphalt	Wood, vinyl and glass	No	Yes	Flat Jet Black	Excellent	N/A	Good	Walk ready in 24 hrs.	Drive ready in 24 hrs.	N/A	Soap and water	N/A	The dry powder formula is mixed with water to obtain the desired consistency of a trowelable patch or pourable crack filler.	Use rubber gloves during mixing, installation and clean-up to avoid stains to hands.
Brush - BlackTop Cleaner & Degreaser 	32 oz.	Surfactant blend	Concrete and asphalt	Metal, wood decks, vinyl and aluminum siding, painted surfaces	Yes	Yes	N/A	N/A	N/A	N/A	N/A	N/A	N/A	Water	N/A	Environmentally friendly formula will not harm plants or grass.	Use at full strength to clean tough grease & oil stains, transmission & brake fluids, anti-freeze and other stains from asphalt surfaces.
Garage Floor Coating 	120 oz. when mixed	2-Part Waterborne Epoxy	Sound Concrete	Moisture/damp concrete and wood	Yes	No	Semi-Gloss	Excellent	N/A	Excellent	4 - 6 hrs.	Light foot traffic in 12-16 hrs. Normal foot traffic in 24-48 hrs. Full cure and vehicle traffic in 7 days.	After 12 hrs., before 7 days, if necessary.	Soap & Water	250	One coat water-based epoxy that withstands harsh elements. Eliminates hot tire pick-up. Easy to care for decorative finish. Low odor. No dangerous etching. Instructional DVD included.	Mix parts together for at least 3 minutes. Let mixed product stand for 30 minutes before using. Refer to temperature/application chart for mixing instructions. Apply with a 1/2" nap roller. Scatter decorative chips over surface after each 4' x 4' area has been painted. Temperature can affect pot life. See detailed instructions in kit. Do not drive on for 7 days.






E P O X Y S h i e l d®

Product	Size	Resin Type	Surface Type	Surface Restrictions	Indoor	Outdoor	Gloss Level	Durability	Corrosion Resistance	Chemical Resistance	Dries to Touch	Dries to Handle	Recoat Window	Clean-up	Approx. Sq. Ft.†	Strengths	Application Tips
 <p>Basement Floor Coating</p>	120 oz. when mixed	2-Part Waterborne Epoxy/Acrylic	Sound Concrete	Moisture/damp concrete and wood	Yes	No	Satin	Excellent	N/A	Very good	1 - 2 hrs.	Light foot traffic 4 hrs. Normal foot traffic in 12 hrs.	After 12 hrs., before 7 days, if necessary.	Soap & Water	250	One coat water-based epoxy for below grade application. Easy to care for decorative finish. Low odor. Great for walls, too.	Mix parts together for at least 3 minutes. Let mixed product stand for 30 minutes before using. Apply with a 1/2" nap roller. Scatter decorative chips over surface after each 4' x 4' area has been painted. Temperature can affect pot life. See detailed instructions in kit.
 <p>Professional Floor Coating</p>	256 oz.	Solvent-Based Epoxy	Sound Concrete	Moisture/damp concrete	Yes	No	Semi-Gloss	Superior	N/A	Superior	1 - 2 hrs.	Light foot traffic in 16 hrs. Normal foot traffic in 24 hrs. Full cure and vehicle traffic in 4 days.	After 16 hrs., before 3 days, if necessary.	Xylol	Smooth Surface: 250 sq. ft. Rough Surface: 125 - 200 sq. ft.	One coat solvent-based epoxy ideal for demanding environments. Ultimate adhesion and durability. Withstands heavy foot and vehicle traffic. Superior resistance to chemicals and standing water.	Mix parts together for at least 3 minutes. Let mixed product stand for 30 minutes before using. Apply with a 3/8" nap roller. Scatter decorative chips over surface after each 4' x 4' area has been painted. Temperature can affect pot life. See detailed instructions in kit.
 <p>Premium Clear Coating</p>	120 oz. when mixed	2-Part High-Solids, Solvent-Based Epoxy	Sound Concrete - Freshly Painted, Previously Painted, or Bare Concrete Surfaces	Moisture/damp concrete	Yes	No	High-Gloss	Excellent	N/A	Excellent	1 - 2 hrs.	Light foot traffic in 10 hrs. Heavy items and normal foot traffic in 24 hrs. Full cure and vehicle traffic in 4 days.	After 10 hrs. and before 72 hrs., if desired.	Xylol	500 sq. ft. on coated surfaces. 250 sq. ft. on bare concrete surfaces.	Solvent-based epoxy provides a showroom quality finish and adds an extra layer of protection to coated surfaces. Also great for bare concrete. Withstands heavy foot and vehicle traffic. Superior resistance to chemicals and standing water. Anti-skid additive included in the kit.	Mix parts together for 1 minute. Add the anti-skid additive slowly while stirring and mix thoroughly. Once mixed, apply product immediately. Do not let stand. Use a 3/8" nap roller and apply in 4'x4' sections. Maintain a wet edge to prevent lap marks and gloss differences. Use adequate lighting to ensure proper coverage.
 <p>Concrete Floor Paint</p>	Gallon	Acrylic	Sound Concrete	Moisture/damp concrete	Yes	Yes	Satin	Very good	N/A	Very good	1 - 2 hrs.	12-16 hrs. for light foot traffic and 24 hrs. for normal foot traffic. For full cure and vehicle traffic, allow 7 days.	After 24 hrs., if necessary.	Soap & Water	300-400	Interior/exterior durability, hot-tire & chemical resistant, self-priming 1-coat coverage, UV & weather resistant.	Apply with a 1/2" nap roller. Only one coat is necessary. If a second coat is desired, wait 24 hours before applying the second coat in a direction perpendicular to the first. Occasional touch-up may be necessary for areas subject to heavy vehicle traffic.







E P O X Y S h i e l d®

Product	Size	Resin Type	Surface Type	Surface Restrictions	Indoor	Outdoor	Gloss Level	Durability	Corrosion Resistance	Chemical Resistance	Dries to Touch	Dries to Handle	Recoat Window	Clean-up	Approx. Sq. Ft.†	Strengths	Application Tips
 Waterproofing	Gallon & 5 Gallons	Latex	Concrete and masonry	Glazed or non-porous surfaces	Yes	Yes	Flat	Excellent	N/A	Good	2 hrs.	7 days for full cure.	2-3 hrs.	Soap & Water	125-150	Smooth, bright finish. Mold & mildew resistant. 10-year waterproof guarantee. Tintable to 32 colors.	Two coats recommended for optimum performance.
 Concrete Resurfacer Kit	Kit 20.8 lb. dry mix & 1 gallon liquid	Acrylic	Concrete and masonry	Previously painted, stained, sealed or otherwise non-porous surfaces	Yes	Yes	Flat	Excellent	N/A	Very Good	30-60 mins.	8 hrs. for light foot traffic and 24 hrs. for heavy items and normal foot traffic. 4 days for full cure and vehicle traffic.	After 30-60 mins.	Soap & Water	Two coat coverage is 125 sq. ft. per kit.	Creates a bond stronger than concrete and adds an extra layer of protection that withstands heavy foot and vehicle traffic.	Apply with a roller and 3/8" nap cover. Two coats recommended for optimum performance and a uniform appearance. Mix thoroughly before applying. For protection against staining and dirt pick-up, a clear acrylic sealer top coat is strongly recommended.
 Stone Finish Step 1	Quart & Gallon	Acrylic	Concrete, masonry, interior wood and dry wall	Pressure treated wood less than 1 year old	Yes	Yes	Flat	Good	N/A	N/A	Minimum 4 hrs.	Minimum 4 hrs. or until tack free before applying Step 2 Stone Coat.	N/A	Soap & Water	Quart - 40 sq. ft., Gallon - 160 sq. ft.	Textured for maximum adhesion of Step 2 Stone Coat.	Apply with a brush or roller. Step 1 of 3-step system.
 Stone Finish Step 2	Gallon & 4 Gallon	Acrylic	Concrete, masonry, interior wood and dry wall	Apply over Step 1 Primer Coat only	Yes	Yes	N/A	Excellent	N/A	Very Good	Minimum 4-6 hrs.	24 hrs. or until tack free before applying Step 3 Clear Top Coat.	After minimum of 4-6 hrs.	Soap & Water	Gallon - 35 sq. ft., 4 Gallon - 140 sq. ft.	Easy to apply with a trowel. Can be used on horizontal and vertical surfaces.	Apply with a steel trowel for large areas or a scraper for small areas. For best results, apply two thin coats vs. one heavy coat. Step 2 of 3-step system.
 Stone Finish Step 3	Quart & Gallon	Acrylic	Concrete, masonry, interior wood and dry wall	Apply over Step 2 Stone Coat only	Yes	Yes	Semi-Gloss	Excellent	N/A	Very Good	N/A	Minimum 24 hrs. for normal traffic.	After 2-4 hrs.	Soap & Water	Quart - 100 sq. ft., Gallon - 400 sq. ft.	Protects against harsh weather, UV rays and de-icing chemicals.	Apply with a brush or roller. Two coats recommended. Step 3 of 3-step system.






E P O X Y S h i e l d[®]

Product	Size	Resin Type	Surface Type	Surface Restrictions	Indoor	Outdoor	Gloss Level	Durability	Corrosion Resistance	Chemical Resistance	Dries to Touch	Dries to Handle	Recoat Window	Clean-up	Approx. Sq. Ft.†	Strengths	Application Tips
 Concrete Etch	1 lb.	N/A	For use on bare concrete only	N/A	Yes	Yes	N/A	N/A	N/A	N/A	N/A	N/A	N/A	Rinse thoroughly with fresh water	250	Properly prepares surface for painting or staining. Environmentally friendly - no dangerous acids or fumes and will not harm grass or plants.	Scrub etch into surface vigorously with a stiff bristle brush. Rinse thoroughly before applying coating.
 Decorative Color Chips	1 lb.	N/A	For use with EPOXYShield concrete coatings	N/A	Yes	Yes	Semi-Gloss	Excellent	N/A	Excellent	N/A	N/A	N/A	N/A	250	Interior/exterior durability.	Apply in 4' x 4' sections onto the freshly coated surface. Apply to wet paint only.
 Concrete Patch	24 oz.	100% Solids Epoxy	Concrete, masonry, and metal	Moisture/damp concrete	Yes	Yes	N/A	Excellent	N/A	Excellent	N/A	N/A	N/A	Xylene, Acetone or Isopropyl Alcohol (Rubbing Alcohol)	N/A	2-part patch stronger than concrete. Won't shrink or crack. Fast curing - paintable in 6 hours. Easy mixing, low odor, no solvents.	Mix at a 2:1 ratio (2 parts base to 1 part activator). Mix components together on a clean, flat piece of cardboard until a uniform gray, putty-like consistency is achieved. Mix only enough material to be used in 20 - 30 minutes. Use a putty knife to apply.
 Heavy-Duty Degreaser	32 oz.	N/A	Concrete, masonry, and metal	None	Yes	Yes	N/A	N/A	N/A	N/A	N/A	N/A	N/A	Water	N/A	Concentrated formula promotes adhesion of paints, stains and sealers by providing a clean surface. Environmentally friendly - won't harm grass or plants. Also great for use on painted floors.	Use at full strength to clean tough stains. Dilute 4:1 [1 qt. (32 oz.) cleaner in 1 gal. (128 oz.) water] for general purpose cleaning. For painted floors, dilute 1:16 [1 cup (8 oz.) cleaner in 1 gal. (128 oz.) water]. Stir diluted solution thoroughly.
 Anti-Skid Additive	8 oz.	N/A	Concrete, masonry, and metal	None	Yes	Yes	N/A	Excellent	N/A	N/A	N/A	N/A	N/A	N/A	N/A	Provides a diamond-hard finish for maximum abrasion resistance. Provides a safe, barefoot-grade texture. Ultra-fine texture minimizes dirt pick-up.	Mix with one gallon of epoxy, latex or oil-based paints or stains. Add slowly while stirring and mix thoroughly until the additive is evenly dispersed. Stir frequently during use to prevent settling.







R U S T - O L E U M[®] B R A N D E D

Product	Size	Resin Type	Surface Type	Surface Restrictions	Indoor	Outdoor	Gloss Level	Durability	Corrosion Resistance	Chemical Resistance	Dries to Touch	Dries to Handle	Recoat Window	Clean-up	Approx. Sq. Ft.†	Strengths	Application Tips
 Porch & Floor Anti-skid	Gallon	Acrylic	Interior and exterior wood or concrete	Not for use on garage floors	Yes	Yes	Satin	Excellent	N/A	Good	1-2 hrs.	24 hrs. for light foot traffic. 72 hrs. before heavy items.	Wait minimum 4-6 hrs. before applying 2nd coat.	Soap & Water	Gallons - 325 - 425 sq ft.	Texture provides added safety, meets Americans with Disabilities Act (ADA) requirements for slip resistant surfaces.	For the most durable finish apply two coats.
 Porch & Floor Coating	Gallon and Quart	Acrylic	Interior and exterior wood or concrete	Not for use on garage floors	Yes	Yes	Satin, Semi-Gloss and Gloss	Excellent	N/A	Good	1-2 hrs.	24 hrs. for light foot traffic. 72 hrs. before heavy items.	Wait minimum 4-6 hrs. before applying 2nd coat.	Soap & Water	Gallons - 325 - 450 sq ft. Quarts 80 - 112 sq. ft	Tests up to 3x stronger than competition in scrub resistance.	For the most durable finish apply two coats.
 Concrete Stain Kit	Kit - 2 Gallons of stain; 1 Gallon sealer	Acrylic	Concrete, stone, masonry	Not for use over black top	Yes	Yes	Satin	Excellent	N/A	Good when sealed	1 hr.	24 hrs. for light foot traffic. 72 hrs. before heavy items.	After 1 hr.	Soap & Water	250-400 sq. ft. on smooth, bare concrete. 175-250 sq. ft. on rough or porous surfaces.	Semi-transparent formula allows the blending of multiple colors to produce high end decorative looks .	If applying stain to a garage floor, seal with EPOXYShield Premium Clear Coating.
 Brush - Concrete Stain	Gallon	Acrylic	Concrete, stone, masonry	Not for use over black top	Yes	Yes	Satin	Excellent	N/A	Good when sealed		24 hrs. for light foot traffic. 72 hrs. before heavy items.	After 1 hr.	Soap & Water	N/A	UV resistant, does not chip or peel, indoor/outdoor durability.	Do not apply outdoors if rain is expected within 48 hours.
 Concrete Stain Tint Base	Gallon	Acrylic	Concrete, stone, masonry	Not for use over black top	Yes	Yes	Satin	Excellent	N/A	Good when sealed	1 hr.	24 hrs. for light foot traffic. 72 hrs. before heavy items.	After 1 hr.	Soap & Water	250-400 sq. ft. on smooth, bare concrete. 175-250 sq. ft. on rough or porous surfaces.	Semi-transparent formula allows the blending of multiple colors to produce high end decorative looks.	If applying stain to a garage floor, seal with EPOXYShield Premium Clear Coating.
 Concrete Stain Sealer	Gallon	Acrylic	Concrete, stone, masonry, aggregate	Not for use over black top	Yes	Yes	Satin and Gloss	Excellent	N/A	Good	1 hr.	24 hrs. for light foot traffic. 72 hrs. before heavy items.	Wait minimum 1 hr. before applying 2nd coat.	Soap & Water	250-400 sq. ft. on smooth, bare concrete. 175-250 sq. ft. on rough or porous surfaces.	Multi-purpose, can be used with stain, resurfacer, over bare concrete and aggregate.	Sealed surface may be slippery when wet. EPOXYShield Anti-Skid Additive can be hand broadcast into sealer to provide a slip resistant surface.






R U S T - O L E U M[®] B R A N D E D

Product	Size	Resin Type	Surface Type	Surface Restrictions	Indoor	Outdoor	Gloss Level	Durability	Corrosion Resistance	Chemical Resistance	Dries to Touch	Dries to Handle	Recoat Window	Clean-up	Approx. Sq. Ft.†	Strengths	Application Tips
 Spray - Concrete Stain	15 oz.	Acrylic	Concrete, stone and masonry	Glass and porcelain	Yes	Yes	Semi-transparent	Good	N/A	Good when sealed	1 hr.	1 hr.	After 1 hr.	Warm soapy water	N/A	Easy to use, penetrating, water-based stain that transforms dull concrete.	Concrete Stain features an advanced spray system which allows you to spray at any angle 360° F for those hard to reach places.
 Spray - Concrete Sealer	15 oz.	Acrylic	Concrete, stone and masonry	Glass and porcelain	Yes	Yes	Matte Clear	Good	N/A	Good when sealed	1 hr.	1 hr.	Not Required	Warm soapy water	N/A	Can be used to seal and protect stained or bare concrete, masonry surfaces and small statuary.	Allow newly poured concrete to cure for a minimum of 28 days before application.
 Brush - Odorless Mineral Spirits	Quart	None	Thins oil base paints and stains, varnishes, wiping oil and polyurethanes	Do not use with shellacs, lacquers and latex paint.	Yes	Yes	N/A	N/A	N/A	N/A	N/A	N/A	N/A	Use a dry rag	N/A	Increases flow, reduces brush drag or pull and aids leveling and extends drying time slightly.	Add gradually and stir thoroughly until desired consistency is obtained.
 Brush - Paint Thinner	Quart	None	Thins oil base paints, stains and varnishes	Do not use for cleaning and degreasing.	Yes	Yes	N/A	N/A	N/A	N/A	N/A	N/A	N/A	Use a dry rag	N/A	An economical solvent made from 100% Mineral Spirits.	Use for cleaning brushes, spray equipment, rollers and trays as long as paint or varnish is wet.
 Brush - Acetone	Quart & Gallon	None	Thins two-part epoxies, fiberglass resins	Use with caution on rubber, plastic, asphalt tile, linoleum or synthetic fiber. Do not use as a cleaner or degreaser or to remove linoleum tile adhesive or carpet adhesive.	Yes	Yes	N/A	N/A	N/A	N/A	N/A	N/A	N/A	Use a dry rag	N/A	The strongest and fastest evaporating solvent available.	Do not use as a contact cement or carpet adhesive remover - product is too flammable.






R U S T - O L E U M[®] B R A N D E D

Product	Size	Resin Type	Surface Type	Surface Restrictions	Indoor	Outdoor	Gloss Level	Durability	Corrosion Resistance	Chemical Resistance	Dries to Touch	Dries to Handle	Recoat Window	Clean-up	Approx. Sq. Ft.†	Strengths	Application Tips
Brush - Lacquer Thinner 	Gallon	None	Thins most lacquers, one-part epoxies and primers	Polyurethane finishes, or finishes where hardeners, catalysts or activators are used	Yes	Yes	N/A	N/A	N/A	N/A	N/A	N/A	N/A	Use a dry rag	N/A	Excellent for cleaning paint equipment immediately after use.	A dilution test is recommended to check for suitability before using this product.
Brush - Professional Lacquer Thinner 	Quart	None	Effective for lacquer dilution	See Paint Instructions	Yes	Yes	N/A	N/A	N/A	N/A	N/A	N/A	N/A	Use a dry rag	N/A	Has a medium rate of drying when used within mid-range temperature conditions.	Always follow the paint manufacturer's instructions for the proper reduction ratios. Do not use more than recommended.
Brush - Specialty Reducer 	Gallon	None	Thins most paints and primers	See Paint Instructions	Yes	Yes	N/A	N/A	N/A	N/A	N/A	N/A	N/A	Use a dry rag	N/A	All temperature formula for making paints and primers sprayable.	Combine with an equal 1:1 part of Rust-Oleum [®] Primer Surfacer.
Spray - Clear & Base Coat Remover 	18 oz.	None	Metal automotive surfaces	Fiberglass, plastic and synthetic surfaces.	Yes	Yes	N/A	N/A	N/A	N/A	N/A	N/A	Allow to work on the surface for generally 15 minutes.	Use a dry rag	N/A	Removes clear and base coats in 5 minutes.	After paint is blistered, remove it with a plastic scraper or by blowing with shop air.
Spray - Decal & Adhesive Remover 	10 oz.	None	Exterior non-porous substrates such as glass and bumpers	Rubber	No	Yes	N/A	N/A	N/A	N/A	N/A	N/A	Allow 3-5 minutes for sticker adhesive to loosen.	Use a dry rag	N/A	Clings to vertical surfaces and quickly removes stickers and adhesives.	After removing sticker, eliminate any remaining residue by spraying Decal & Adhesive Remover onto the surface and wipe away with cloth or paper towel.
Spray - Wax & Tar Remover 	13.5 oz.	None	Metal, plastic, fiberglass	Freshly painted surfaces, metal or plastic surfaces that are hot to the touch.	Yes	Yes	N/A	N/A	N/A	N/A	N/A	N/A	N/A	Use a dry rag	N/A	Removes old wax build-up before re-application of new wax to promote an even, mirror-like finish.	Allow to stand for about 1 minute and wipe dry with a clean, lint-free cloth. Turn cloth frequently to ensure a clean side contacts surface. Replace cloth as necessary.







R U S T - O L E U M[®] B R A N D E D

Product	Size	Resin Type	Surface Type	Surface Restrictions	Indoor	Outdoor	Gloss Level	Durability	Corrosion Resistance	Chemical Resistance	Dries to Touch	Dries to Handle	Recoat Window	Clean-up	Approx. Sq. Ft.†	Strengths	Application Tips
Brush - Wax & Tar Remover 	Quart	None None	Metal, plastic and fiberglass	Freshly painted surfaces, metal or plastic surfaces that are hot to the touch.	Yes	Yes	N/A	N/A	N/A	N/A	N/A	N/A	N/A	Use a dry rag	N/A	Can be used prior to sanding to prolong the life of sandpaper and again after sanding as a clean-up agent prior to applying top coats.	Allow to stand as long as possible without drying, normally 4 to 6 minutes. Wipe dry with a clean, lint-free white cloth. Turn cloth frequently to ensure a clean side contacts surface.
Spray - Aircraft Remover 	18 oz.	None	Automotive acrylics, lacquers, polyurethanes, baked-on paints	Fiberglass, plastic and synthetic surfaces.	Yes	Yes	N/A	N/A	N/A	N/A	N/A	N/A	N/A	Use a dry rag	N/A	Works in as little as 5 minutes – leaving a bare metal surface that is ready to be primed or painted. Will not corrode common metals under normal exposure time.	Allow remover to work until finish is blistered or softened completely, generally within 5-15 minutes. Remove paint with a flexible plastic scraper, and then flush with solvent or water to remove any residue.
Brush - Aircraft Remover 	Quart & Gallon	None	Automotive acrylics, lacquers, polyurethanes, baked-on paints	Fiberglass, plastic and synthetic surfaces.	Yes	Yes	N/A	N/A	N/A	N/A	N/A	N/A	N/A	Use a dry rag	N/A	Will not corrode common metals under normal exposure time.	Apply to one section at a time, up to 9 sq ft. Brush in one direction only.
Brush - Rust Stripper 	8 oz.	N/A	Rusty metal	Aluminum, chrome and galvanized metal.	Yes	Yes	N/A	N/A	N/A	N/A	N/A	N/A	N/A	Warm soapy water	N/A	Contains a powerful acid based formula that safely strips rusty metal to a clean, paintable surface.	Apply to rusted surfaces directly from the bottle or pour needed amount into a non-metal bowl, then apply using a brush.
Brush - Rust Reformer 	8 oz.	Vinyl Copolymer	Rusty metal	For use over rusty metal surfaces only.	Yes	Yes	Satin	N/A	Excellent	N/A	20-40 min.	1 hr.	4hrs. for alkyd, 3 days for lacquer or aerosol.	Water	N/A	Instantly bonds with rust and transforms it to a non-rusting, flat black paintable surface and prevents future rust.	If no top coat is desired, a second application of Rust Reformer is recommended.







R U S T - O L E U M[®] B R A N D E D

Product	Size	Resin Type	Surface Type	Surface Restrictions	Indoor	Outdoor	Gloss Level	Durability	Corrosion Resistance	Chemical Resistance	Dries to Touch	Dries to Handle	Recoat Window	Clean-up	Approx. Sq. Ft.†	Strengths	Application Tips
Spray - Rust Reformer 	10.25 oz.	Chain-Stopped Alkyd (Oil-Based)	Metal, wood, concrete and masonry	Galvanized metal, glass, and some plastics.	Yes	Yes	Flat	Excellent	Excellent	Very Good	15 min.	2 hr.	Top coat after 24 hrs.	Xylol or Mineral Spirits	N/A	Saves you the effort of sanding rust all the way down to bare metal.	For maximum protection, top coat with Rust-Oleum [®] Stops Rust [®] Paint.
Spray - Auto Stripper 	15 oz.	None	Metal	Fiberglass, plastic and synthetic surfaces.	Yes	Yes	N/A	N/A	N/A	N/A	N/A	N/A	N/A	N/A	N/A	Starts working in 20 minutes to remove most finishes from metal surfaces.	This product may not be compatible with all surfaces and all conditions surrounding application. Before applying to any surface, always test product in a small, inconspicuous area to ensure no damage will result.
Brush - Auto Stripper 	Quart	None	Metal	Fiberglass, plastic and synthetic surfaces.	Yes	Yes	N/A	N/A	N/A	N/A	N/A	N/A	N/A	N/A	N/A	A fast acting, general purpose remover	After applying stripper, use 2 mil to 4 mil polyethylene film laid and secured over wet stripper to retard evaporation and help hold stripper on surface. Do not reuse polyethylene film.
Comfort Grip 	1 Grip	N/A	N/A	N/A	N/A	N/A	N/A	N/A	N/A	N/A	N/A	N/A	N/A	N/A	N/A	Ergonomic Design. Soft touch trigger minimizes finger fatigue. Can be used with any aerosol.	N/A
Spray Grip 	1 Grip	N/A	N/A	N/A	N/A	N/A	N/A	N/A	N/A	N/A	N/A	N/A	N/A	N/A	N/A	More control - smooth professional finish. 2-finger tripper minimizes fatigue. Safety lock.	N/A







RUST-OLEUM® AUTOMOTIVE COATINGS

Product	Size	Resin Type	Surface Type	Surface Restrictions	Indoor	Outdoor	Gloss Level	Durability	Corrosion Resistance	Chemical Resistance	Dries to Touch	Dries to Handle	Recoat Window	Clean-up*	Strengths	Application Tips
Spray - General Purpose 	12 oz.	Modified Alkyd	Wood, wicker, metal, plastic, masonry	Galvanized metal and surfaces that when heated exceed 200° F	Yes	Yes	Gloss, Satin, Flat	Excellent	Good, better with a primer	Good	20 min.	1 hr.	Within 1 hr. or after 24 hrs.	Xylol or Mineral Spirits	Smooth gloss finish with superior coverage and hiding that goes further than other general purpose paints. Fast dry formula saves project time.	Avoid spraying in very windy, dusty conditions. Cover the surrounding area to protect from spray mist.
Spray - General Purpose Crystal Clear 	11 oz.	Acrylic	Wood and metal	Galvanized metal and surfaces that when heated exceed 200° F	Yes	Yes	Gloss Clear	Excellent	Good	Fair	20 min.	1 hr.	Recoat at any time.	Xylol or Mineral Spirits	Smooth, clear gloss finish with superior coverage that goes further than other general purpose paints. Fast dry formula saves project time.	Apply over Rust-Oleum® General Purpose paints for a clear gloss finish that seals and protects.
Spray - Engine Enamel 	12 oz.	Modified Alkyd	Automotive engines and automotive surfaces which reach intermittent temperatures up to 500° F	Surfaces that come in contact with direct flames and surfaces that when heated exceed 500° F	Yes	Yes	Gloss, Semi-Gloss, Low Gloss	Excellent	Good, better with a primer	Good	20 min.	1 hr.	Within 1 hr. or after 24 hrs.	Xylol or Mineral Spirits	Creates a smooth finish on automotive components and resists intermittent heat up to 500° F.	Apply over Rust-Oleum® Engine Primer for superior adhesion and hiding on bare metal.
Spray - Fabric & Vinyl 	11 oz.	Vinyl acrylic	Vinyl, simulated leather, some fabrics	Surfaces that come in contact with direct flames and surfaces that when heated exceed 200° F	Yes	Yes	Gloss, Flat	Good	N/A	Fair	10 min.	1 hr. Wait at least 6 hours before sitting on or using a painted object.	Recoat at any time.	Xylol or Mineral Spirits	Provides excellent adhesion and won't rub off, crack or peel.	Use outdoors or in a well-ventilated area such as an open garage.
Spray - Paint for Plastic 	12 oz.	Acrylic Vinyl Toluene Modified Alkyd, with proprietary adhesion promoting polymers (oil-based)	Automotive plastics, polypropylene, polystyrene, resin, PVC, fiberglass, vinyl plastics	Styrofoam	Yes	Yes	Semi-Gloss	Excellent	N/A	Good	20-30 min.	1 hr.	Within 1 hr. or after 48 hrs.	Xylol or Mineral Spirits	Renews and restores indoor and outdoor plastic without the need for a primer.	Always first test paint in a hidden area before beginning your project.
Spray - Metallic 	11 oz.	Acrylic	Automotive plastics and metal	Galvanized metal and surfaces that when heated exceed 200° F	Yes	No	Semi-Gloss	Fair	Good, better with a primer	Fair	10 min.	30 min.	Recoat at any time.	Xylol or Mineral Spirits	Creates a shiny and distinctive finish.	For best appearance, apply two light coats a few minutes apart.






R U S T - O L E U M[®] A U T O M O T I V E C O A T I N G S

Product	Size	Resin Type	Surface Type	Surface Restrictions	Indoor	Outdoor	Gloss Level	Durability	Corrosion Resistance	Chemical Resistance	Dries to Touch	Dries to Handle	Recoat Window	Clean-up*	Strengths	Application Tips
 Spray - Textured Metallic	11 oz.	Chain-Stopped Alkyd	Automotive properly prepared plastics, bare metal, aluminum, fiberglass, primed surfaces, OEM painted surfaces	Surfaces that come in contact with direct flames and surfaces that when heated exceed 200° F	Yes	Yes	Flat	Excellent	Excellent	Very Good	20-30 min.	1 hr.	Within 1 hour or after 48 hours.	Xylol or Mineral Spirits	Stops Rust [®] formula prevents rust and corrosion.	For plastic surfaces, thoroughly wipe down the surface with Rust-Oleum [®] Paint Thinner for best adhesion.
 Spray - High Performance Wheel	12 oz.	Acrylic	Plastic hubcaps, wheels made of aluminum or steel	Galvanized metal and surfaces that when heated exceed 200° F	Yes	Yes	Flat, Semi-Gloss	Good	Good	Fair	10 min.	30 min.	Recoat at any time.	Xylol or Mineral Spirits	Long lasting formula enhances wheel's appearance and prevents rust.	For best results, remove hubcaps and wheels from the vehicle before applying.
 Spray - High Performance Wheel Clear	11 oz.	Acrylic	Plastic hubcaps, wheels made of aluminum or steel	Galvanized metal and surfaces that when heated exceed 200° F	Yes	Yes	Gloss	Good	Good	Fair	20 min.	1 hr.	Recoat at any time.	Xylol or Mineral Spirits	Can be applied over Rust-Oleum [®] High Performance Wheel to enhance wheel's gloss.	For best results, remove hubcaps and wheels from the vehicle before applying.
 Spray - Rubberized Undercoating	15 oz.	Asphaltic Hydrocarbon	Underbodies and wheel wells of cars, trucks, trailers and recreational vehicles	Items exposed to heat, such as mufflers, catalytic converters, heat shields etc.	No	Yes	Flat	Good	Good	Fair	Air dry for a minimum of 1 hour	Air dry for a minimum of 1 hour.	Recoat at any time.	Xylol or Mineral Spirits	Paintable, rust-resistant formula protects from corrosion and moisture.	Hold can 12-16" from surface and spray in a steady back and forth motion, slightly overlapping each stroke. For best results, apply two coats.
 Spray - Professional Undercoating	15 oz.	Modified Alkyd	Bare and primed metals, underbodies and wheel wells of cars, trucks, trailers and recreational vehicles	Items exposed to heat; mufflers, catalytic converters, heat shields etc.	Yes	Yes	Flat	Good	Excellent	Very Good	Air dry for a minimum of 1 hour	Air dry for a minimum of 1 hour.	Within 1 hour or after 48 hours.	Xylol or Mineral Spirits	Paintable, rust-resistant formula protects from corrosion and moisture and deadens sound.	If valve clogs, twist and pull off spray tip and rinse it in a solvent such as Mineral Spirits. Do not stick a pin or other objects in the stem.
 Spray - Truck Bed Coating	15 oz.	Chain-stopped Alkyd	Bare and primed metal truck beds, automotive metal surfaces	Surfaces that come in contact with direct flames and surfaces that when heated exceed 200° F	Yes	Yes	Flat	Good	Excellent	Very Good	Air dry for a minimum of 1 hour.	Allow 72 hours for a full cure before placing items in the truck bed.	Within 1 hr. or after 24 hrs.	Xylol or Mineral Spirits	Provides a durable, abrasion resistant, textured, non-skid finish and conforms to the exact shape of the truck bed.	Before application, remove all rust, oil and grease from the surface to be coated. The surface must be clean and dry.







R U S T - O L E U M[®] A U T O M O T I V E C O A T I N G S

Product	Size	Resin Type	Surface Type	Surface Restrictions	Indoor	Outdoor	Gloss Level	Durability	Corrosion Resistance	Chemical Resistance	Dries to Touch	Dries to Handle	Recoat Window	Clean-up*	Strengths	Application Tips
Brush - Truck Bed Coating 	Quart & Gallon	Acrylic	Bare and primed metal truck beds, automotive metal surfaces	Surfaces that come in contact with direct flames and surfaces that when heated exceed 200° F	Yes	Yes	Flat Black	Good	Good	Good	First coat dries to the touch in 1-2 hrs.	Allow 24 hours for a full cure before placing items in the truck bed.	After 2 hrs.	Acetone	Provides a durable, abrasion resistant, textured, non-skid finish and conforms to the exact shape of the truck bed.	For best results, apply with Rust-Oleum [®] Truck Bed Applicator Kit.
Kit - Truck Bed Coating Applicator 	Kit - Roller frame, roller cover, scuff pad, brush and roller pan	N/A	N/A	N/A	N/A	N/A	N/A	N/A	N/A	N/A	N/A	N/A	N/A	N/A	Contains all tools needed for coating a truck bed.	For best results, use kit to apply Rust-Oleum [®] Truck Bed Coating.
Spray - High Heat 	12 oz.	Silicone	Automotive engines and automotive surfaces which reach intermittent temperatures up to 2000° F	Surfaces that come in contact with direct flames and surfaces that when heated exceed 2000° F	Yes	Yes	Flat	Fair	Fair	Good	30 min.	1-2 hr.	Anytime after 1 hr.	Xylol or Mineral Spirits	Renews and protects surfaces from rust which reach temperatures up to 2000° F.	Apply over Rust-Oleum [®] High Heat Primer for superior adhesion and hiding on bare metal.
Spray - Appliance Epoxy 	12 oz.	Epoxy ester/alkyd	Interior metal surfaces, exteriors of dishwashers, refrigerators, laundry machines, cabinets, tables	Continuous water submersion and surfaces that when heated exceed 200° F	Yes	No	Gloss	Excellent	Excellent	Good	2-4 hrs.	5-9 hrs.	Within 1/2 hr. or after 1 week.	Xylol or Mineral Spirits	Dries to an ultra-hard, moisture resistant, washable enamel.	Priming the surface before application is not recommended.
Spray - BBQ & Stove 	12 oz.	Silicone	Metal and automotive surfaces which reach intermittent temperatures up to 1200° F	Surfaces that come in direct contact with flames or food, such as grill grates	Yes	Yes	Flat	Excellent	Excellent	Good	30 min.	1-2 hr.	Within 1 hr. or after 48 hrs.	Xylol or Mineral Spirits	Corrosion resistant formula withstands temperatures up to 1200° F.	After application, wait at least 1 hour before heating.
Spray - Camouflage 	12 oz.	Modified Alkyd	Plastic and metal	Items that are submersed in water for extended periods of time	Yes	Yes	Ultra Flat	Excellent	Good, better with a primer	Good	20 min.	1 hr.	Within 1 hr. or after 24 hrs.	Xylol or Mineral Spirits	Non-reflective, ultra flat finish can be combined with other colors to create different patterns for various backgrounds.	For a real life pattern, use leaves and twigs as stencils. Apply a base coat of color. Lay the leaves and twigs randomly over the object you are painting. Spray over the items using three or more colors.







RUST-OLEUM® AUTOMOTIVE COATINGS

Product	Size	Resin Type	Surface Type	Surface Restrictions	Indoor	Outdoor	Gloss Level	Durability	Corrosion Resistance	Chemical Resistance	Dries to Touch	Dries to Handle	Recoat Window	Clean-up*	Strengths	Application Tips
Spray - Marking Paint 	11 oz.	Modified Alkyd	Gravel, grass, pavement, soil, lumber	Surfaces that come in contact with direct flames and surfaces that when heated exceed 2000° F	Yes	Yes	Flat	NA	NA	NA	15 min.	8 hr.	N/A	Xylol or Mineral Spirits	Non-permanent formula marks the spot and withstands general weathering.	Clean valve by spraying upright for 2-3 seconds after each use.
Spray - Farm Equipment 	12 oz.	Alkyd	Metal and plastic	Galvanized metal and surfaces that when heated exceed 200° F	Yes	Yes	Gloss	Excellent	Excellent	Good	10 min.	1 hr. Wait at least 6 hours before sitting on or using a painted object.	Within 1 hr. or after 24 hrs.	Xylol or Mineral Spirits	Durable formula offers excellent chip resistance, coverage and matches original equipment colors.	Wait 6 hours before sitting in or using equipment that has been painted.
Auto Topcoat 	12 oz.	Chain-Stopped Alkyd (Oil-Based)	Metal, wood, concrete and masonry	Glass and some plastics	Yes	Yes	Gloss, Semi-Gloss & Flat	Excellent	Excellent	Very good	15 min.	1-2 hrs.	Within 2 hrs. or after 48 hrs.	Xylol or Mineral Spirits	Durable, long-lasting finish resists nicks and scratches. UV and weather resistant for superior color and gloss retention. Wide fan spray tip makes it easy to achieve a smooth, professional finish.	Spray in a steady back-and-forth motion, slightly overlapping each stroke. Apply two or more light coats a few minutes apart. Apply multiple light coats vs. applying one heavy coat.
Auto Truck Bed Coating 	15 oz.	Alkyd (Oil-Based)	Metal (Bare or Primed)	Glass and some plastics	Yes	Yes	Flat	Excellent	Excellent	Very good	1 hr.	Allow 72 hrs. for full cure before placing items in the truck bed	Within 1 hr. or after 24 hrs.	Xylol or Mineral Spirits	Durable, abrasion resistant, textured, non-skid finish that reduces road noise and contours to the exact shape of the truck bed.	Spray in a steady back and forth motion, slightly overlapping each stroke. For best results apply two coats - allow product to dry for 1-2 minutes between coats.
Auto Professional Undercoating 	15 oz.	Alkyd (Oil-Based)	Metal (Bare or Primed)	Glass and some plastics	Yes	Yes	Flat	Excellent	Excellent	Very good	1 hr.	1-2 hrs.	Within 1 hr. or after 24 hrs.	Xylol or Mineral Spirits	Provides corrosive protection from water, salt and other chemicals. Deadens sound and provides a barrier from rust.	Use outdoors or in a well ventilated area such as on open garage.







R U S T - O L E U M[®] A U T O M O T I V E P R I M E R S

Product	Size	Resin Type	Surface Type	Surface Restrictions	Indoor	Outdoor	Gloss Level	Durability	Corrosion Resistance	Chemical Resistance	Dries to Touch	Dries to Handle	Recoat Window	Clean-up*	Strengths	Application Tips
Spray - Filler Primer 	11 oz.	Alkyd	Wood, metal and fiberglass	Galvanized metal and surfaces that when heated exceed 200° F	Yes	Yes	Flat	Excellent	Excellent	Good	10 min.	15-30 min.	Once dry	Xylol or Mineral Spirits	High-build formula fills in minor imperfections in the surface.	Allow 2-4 before dry sanding.
Spray - Self Etching Primer 	12 oz.	Alkyd	Bare metal, aluminum and fiberglass	Surfaces that when heated exceed 200° F	Yes	Yes	Flat	Excellent	Excellent	Good	10 min.	15-30 min.	2 min.	Xylol or Mineral Spirits	Etches and primes in 1 easy step.	Apply a top-coat after allowing Self Etching Primer to dry for 30 minutes.
Spray - Sandable Primer 	12 oz.	Alkyd	Bare metal, aluminum and fiberglass	Galvanized metal and surfaces that when heated exceed 200° F	Yes	Yes	Flat	Excellent	Excellent	Good	10 min.	15-30 min.	Once dry	Xylol or Mineral Spirits	All purpose formula sands smooth for the ultimate finish.	For best results, allow to dry 2-4 hours before sanding.
Spray - Primer Sealer 	12 oz.	Alkyd	Metal and fiberglass	Galvanized metal and surfaces that when heated exceed 200° F	Yes	Yes	Flat	Excellent	Excellent	Good	10 min.	15-30 min.	Once dry	Xylol or Mineral Spirits	Bonds base coats and when applied over a primer, prevents top coats from soaking into the primed surface for an even finish.	Use outdoors or in a well-ventilated area such as an open garage.
Spray - Rusty Metal Primer 	12 oz.	Alkyd	Rusted metal	Surfaces that when heated exceed 200° F	Yes	Yes	Flat	Excellent	Excellent	Good	15-30 min.	1-2 hr.	Within 1 hr. or after 48 hrs.	Xylol or Mineral Spirits	Can be applied directly to rusted metal surfaces.	Apply multiple light coats instead of 1 heavy coat.
Spray - Clean Metal Primer 	12 oz.	Alkyd	Clean, lightly rusted or previously painted metal.	Galvanized metal and surfaces that when heated exceed 200° F	Yes	Yes	Flat	Excellent	Excellent	Good	15-30 min.	1-2 hr.	Within 1 hr. or after 48 hrs.	Xylol or Mineral Spirits	Provides more than two times the rust prevention of using lacquers and enamels alone.	Hold can 10-16" from surface and spray in a steady back and forth motion, slightly overlapping each stroke.

R U S T - O L E U M[®] A U T O M O T I V E P R I M E R S

Product	Size	Resin Type	Surface Type	Surface Restrictions	Indoor	Outdoor	Gloss Level	Durability	Corrosion Resistance	Chemical Resistance	Dries to Touch	Dries to Handle	Recoat Window	Clean-up*	Strengths	Application Tips
Spray - Plastic Primer 	12 oz.	Oil-Based	Plastic	Surfaces that when heated exceed 200° F	Yes	Yes	Flat	Good	N/A	Good	20 min.	1 hr.	After 1 hr.	Xylol or Mineral Spirits	Produces the ultimate bond for paint on plastic surfaces.	Clean area to be primed with Mineral Spirits to remove all oil, grease, wax and dirt. Dry thoroughly.
Spray - Cold Galvanizing Compound 	12 oz.	Epoxy ester	Unpainted sheet metal, spot-welded metal, galvanized surfaces	Surfaces that when heated exceed 200° F	Yes	Yes	Flat	Good	Excellent	Good	30 min.	1-2 hr.	After 1 hr.	Xylol or Mineral Spirits	Dried film contains 93% pure Zinc and requires no top coat.	For maximum protection, top coat with Rust-Oleum [®] Rust Preventative Auto Paint.
Spray - Engine Primer 	12 oz.	Modified Alkyd	Automotive engines and automotive surfaces which reach intermittent temperatures up to 500° F	Surfaces that come in contact with direct flames and surfaces that when heated exceed 500° F	Yes	Yes	Flat	Good	Good	Good	20 min.	1 hr.	Within 1 hr. or after 24 hrs.	Xylol or Mineral Spirits	Creates a smooth finish on automotive components and resists intermittent heat up to 500° F.	Top coat with Rust-Oleum [®] Engine Enamel for superior protection and hiding on bare metal.
Spray - High Heat Primer 	12 oz.	Silicone	Automotive engines and automotive surfaces which reach intermittent temperatures up to 2000° F	Surfaces that come in contact with direct flames and surfaces that when heated exceed 2000° F	Yes	Yes	Flat	Fair	Fair	Good	30 min.	1-2 hr.	Anytime after 1 hr.	Xylol or Mineral Spirits	Renews and protects surfaces from rust which reach temperatures up to 2000° F.	Top coat with Rust-Oleum [®] High Heat Paint for superior protection and hiding on bare metal.
Brush - Primer Surfacer 	Gallon.	Alkyd, with proprietary adhesion promoting polymers	Metal, fiberglass	Surface must be sound and clean	Yes	Yes	Flat	Excellent	Excellent	Good	30 min.	1-2 hr.	When dry to the touch	Rust-Oleum [®] Specialty Reducer	Improves adhesion color of the final topcoat. Hides sanding scratches and quickly fills in uneven surfaces.	Must be combined with an equal 1:1 part of Rust-Oleum Specialty Reducer before spray application.
Auto Primer 	12 oz.	Modified Alkyd (Oil-Based)	Metal	Glass and some plastics	Yes	Yes	Flat	Excellent	Excellent	Very good when top coated	15 min.	15-30 min.	Anytime once dry	Xylol or Mineral Spirits	Superior adhesion to bare metal and previously painted surfaces. Compatible with most automotive touch-up paints. Wet sandable. Fast dry.	Spray in a steady back-and-forth motion, slightly overlapping each stroke. Apply two or more light coats a few minutes apart. Apply multiple light coats vs. applying one heavy coat. Test top coats in an inconspicuous area first.

R U S T - O L E U M[®] M A R I N E C O A T I N G S

Product	Size	Resin Type	Surface Type	Surface Restrictions	Indoor	Outdoor	Gloss Level	Durability	Corrosion Resistance	Chemical Resistance	Dries to Touch	Dries to Handle	Recoat Window	Clean-up*	Strengths	Application Tips
 Topside Paint	Quart	Modified Alkyd (Oil-Based)	Fiberglass, wood and metal surfaces above the waterline	Galvanized metal, glass and some plastics or surfaces that exceed 200° F	Yes	Yes	Gloss and Semi-Gloss	Excellent	Excellent	Very good	2-4 hrs.	4-7 hrs.	After 24 hrs.	Xylol or Mineral Spirits	Easy to apply. Superior coverage and color retention.	Apply one thin, even coat per day. Applying two or more coats in one day or applying excessively heavy films will lead to insufficient drying of the paint. Do not apply on humid days or when rain is threatening. Do not apply in the late afternoon when the wet film may be adversely affected by dew.
 Boat Bottom Anti-Fouling Paint	Quart	Modified Epoxy	Fiberglass, wood and steel surfaces below the waterline	Galvanized metal and aluminum	Yes	Yes	Flat	Excellent	Very good	Very good	N/A	N/A	After 4 hrs.	Mineral Spirits	Prevents build-up of barnacles, algae and other marine growth. Can be applied over most aged, hard antifouling coatings.	Two coats should be applied for best antifouling protection. Mix thoroughly before use. Do not use this product on aluminum hulls and outdrives.
 Spar Varnish	Quart	Urethane	Exterior wood surfaces above the waterline	Galvanized metal, glass, ceramic and some plastics. Not for use below the waterline	Yes	Yes	Gloss	Excellent	Excellent	Excellent	6 hrs.	12 hrs.	10-16 hrs.	Paint Thinner or Mineral Spirits	Provides maximum protection against sun, water, weather, sea spray and chemicals. Twice as durable as conventional wood finishes. Expands and contracts with changing weather conditions.	Do not apply over shellac, fresh lacquer, fresh varnish or lacquer sanding sealers.
 Metal Primer	Quart	Modified Alkyd (Oil-Based)	Bare, painted or lightly rusted metal surfaces above the waterline	Galvanized metal, glass, ceramic and some plastics. Not for use below the waterline	Yes	Yes	Flat	Excellent	Excellent	Very good when topcoated	2-4 hrs.	4-6 hrs.	4-7 hrs.	Xylol or Mineral Spirits	Superior adhesion prevents chipping, cracking and peeling. Eliminates the need for additional topcoats and touch ups.	Allow to dry overnight before applying Topside paint. Thin only with Mineral Spirits.
 Wood & Fiberglass Primers	Quart	Modified Alkyd (Oil-Based)	Wood and fiberglass surfaces above the waterline	Galvanized metal, glass, ceramic and some plastics. Not for use below the waterline	Yes	Yes	Flat	Excellent	Excellent	Very good when topcoated	1 hr.	4 hrs.	After 4 hrs.	Xylene	Dries quickly and is easy to sand.	Mix thoroughly before use.
 Anti-Slip Additive	1/2 Pint	N/A	Wood, metal, fiberglass and concrete	None	Yes	Yes	N/A	Very Good	N/A	N/A	N/A	N/A	N/A	N/A	Will not change the color, performance or properties of the paint.	Add one container of Anti-Slip Additive per quart of Topside Paint. Stir additive thoroughly into paint until an even consistency is achieved. Stir often during use to avoid settling.

R U S T - O L E U M[®] R O A D W A R R I O R[®]

Product	Size	Resin Type	Surface Type	Surface Restrictions	Indoor	Outdoor	Gloss Level	Durability	Corrosion Resistance	Chemical Resistance	Dries to Touch	Dries to Handle	Recoat Window	Clean-up*	Strengths	Application Tips
 Road Warrior Kit	1 Gallon when mixed	2 Component Modified Epoxy	Metal and concrete	Galvanized metal, glass and some plastics or surfaces that exceed 200° F	Yes	Yes	Satin	Excellent	Excellent	Excellent	2-4 hrs.	24 hrs. (light duty use) - 7 days (heavy duty use)	15 - 30 min.	Xylol or Mineral Spirits	Can be applied over bare or painted surfaces. Abrasion, chemical and impact resistant.	Use tools provided in kit.

S U R F A C E P R E P A R A T I O N

Incomplete or insufficient surface preparation of an item to be painted is the single greatest cause of paint failures. All surfaces should be sound, clean and dry before painting. However, always refer to the instructions on the can for each particular product. Some products may call for special preparation of specific surfaces. Follow the guidelines listed below to achieve professional results each time.

1. Clean the surface from any dirt, grease or chemicals.

A clean surface ensures that no oils or chemicals are present that may interfere with the adhesion of the paint. The surface can be cleaned with soap and water, a household cleaner or with a solution of TSP (trisodium phosphate).

Do not use solvents to clean surfaces. Solvents tend to smear grease and oil and not completely remove residue from the surface. Strong solvents can also soften a previous finish and make the new paint application susceptible to wrinkling.

2. Remove any loose rust, chipping or peeling paint.

This is important to provide a smooth surface to apply the primer and base coat. Painting over loose rust will result in poor adhesion and an uneven finish.

Loose rust or paint can be removed by sanding or scraping the surface. A wire brush, sandpaper, steel wool or a scraper will aid in this removal. Read label cautions on sanding old paint which may contain lead.

Glossy surfaces should be lightly sanded to promote good adhesion.

3. Rinse and let dry.

The surface should be completely dry before applying a primer or top coat.

4. Apply a primer.

Priming is recommended to increase the adhesion of the top coat to the surface. It also provides a thicker film buildup for increased durability and a flatter smoother surface for top coat application.

Priming is suggested on:

Bare Metal: A primer increases the smooth adhesion of the top coat.

Priming also adds to the rust-inhibitive function of the coating.

Rusty Metal: Priming can cover existing sound rust and prevent the spread of new rust. A prime coat also helps to smooth the surface for the topcoat.

Galvanized Metal: Any surfaces plated with zinc require a special latex primer. New galvanized surfaces typically have a light coating of oil used by the manufacturer to protect the steel before painting. The oil must be washed off before applying paint.

Bare Wood: Bare wood is a porous substrate that holds air and moisture. A prime coat is suggested to ensure a smooth, uniform top coat covering. It will also prevent any bleeding from the wood. Sanding off weathered wood is necessary and rotten or water-damaged wood must be replaced before painting.

Concrete: Water-damaged concrete has a sandy or gritty surface that comes off easily when rubbed. Sanding or acid etching may be necessary to remove this loose material. Any water or moisture penetrating

the concrete from behind/underneath the painted surface must be stopped or peeling will occur.

Color Change: For projects changing from a dark coat to a light coat, priming will facilitate the coverage of the old color. It will also help prevent bleeding of the old color through the new topcoat.

5. Apply a top coat.

Aerosol Application: Aerosol paints should be applied outdoors or in a well-ventilated area. Spray painting will give you a very smooth, factory-like finish. The key is to apply smooth, even applications. For best overall coverage, move the can in a back and forth motion, while keeping the can parallel to the surface of your object.

Brush Application: Brush application is suggested if painting indoors. Apply with a high-quality brush or roller. For best control, hold the brush at the base of the handle, closest to the bristles.

6. Recoat.

Apply a second coat of paint if necessary. Follow recoat directions on can. Each product dries at a different rate. If sanding between coats, allow the full recoat time to dry before applying another coat (at recommended drying temperature).

C O V E R A G E C H A R T

Object	Approx Sq.Ft.	# of Cans	Product
File Cabinet	13	1 can	Painter's Touch/Stops Rust
Chair	18	2 cans	Painter's Touch/American Accents
Toy		1 can	Painter's Touch
Dresser/Chest	16.5	2 cans	Painter's Touch/American Accents
Picnic Table	40	3 cans	Painter's Touch/Stops Rust
Door	39	3 cans	Painter's Touch/Stops Rust
Lawn Bench	10.5	1 can	Painter's Touch/Stops Rust
Shutter	12	1 can	Painter's Touch/Stops Rust
Wicker Chair	18	2 cans	Painter's Touch/American Accents

* 1 can = 11 oz. or 12 oz. aerosol can

Object	Approx Sq.Ft.	# of Cans	Product
Washer or Dryer	30	2 cans	Specialty Appliance Epoxy
Refrigerator	45	3 cans	Specialty Appliance Epoxy
Small size BBQ		1 can	Specialty High Heat
2 Outdoor Light Fixtures		1 can	Stops Rust Metallic
Chalkboard	3' x 4' area	1 can	Specialty Chalkboard
Standard Window		1 can	Specialty Frosted Glass
End Table		2 cans	Specialty Lacquer
Lawn Marking	75ft.	1 can	Specialty Marking/Professional Marking
Tool Box		1 can	Specialty Fluorescent

G L O S S A R Y

Acrylic Resin – An aqueous dispersion of acrylic resins, water-white in color, very transparent, and resistant to discoloration, moisture, alcohol acids, alkalis and mineral oils. Usually made by polymerization of acrylic acid and methacrylic acid.

Acrylic – A coating in which the binder contains acrylic resins. Used in high-performance water-based latex coatings.

Additives – Special chemicals added to paints to improve performance characteristics, improve application characteristics, improve the final appearance of the dried paint film, or aid in manufacturing the paint.

Adhesion – The ability of dry paint to attach to and remain fixed on the surface without blistering, flaking, cracking or being removed by tape.

Aerosol – A product that uses compressed gas to spray the coating from its container.

Alkyds – Flexible resins made from reactions of organic acids with alcohols and natural oils. Known for corrosion resistance and a good overall performance on a variety of surfaces.

Base Coat – Usually the first paint film applied to a surface.

Blistering – The formation of blisters in paint films by the local loss of adhesion and lifting of the film from the underlying substrate. Usually caused by the application of paint on a surface containing an excessive amount of water or other volatile material. Can also be a result of recoating too soon or with an incompatible coating.

Burnishing – Damaging of a coating by abrading the surface.

CFC's – Chlorofluorocarbons, a form of aerosol propellant no longer used in paint aerosols because of its ozone harming properties.

Chalking – Formation of a powder on the surface of a paint film caused by disintegration of the resin during weathering. Can be affected by the choice of pigment or resin.

Chip Resistance – Measure of a paint's ability to resist chipping.

Chipping – The breaking away of small portion of the paint film due to its inability to flex under impact or with thermal expansion and contraction of the substrate. It is usually caused by the use of too brittle a film or poor adhesion to the base material.

Cleaners – A detergent, alkali, acid, or similar contamination removing material.

Clear Coating – A transparent protective and/or decorative film; generally the final coat of sealer applied to finishes.

Coating – A paint, varnish, lacquer or other finish used to create a protective and/or decorative layer.

Color Retention – The ability of paint to keep its original color. Major threats to color retention are exposure to ultraviolet radiation and abrasion by weather or repeated cleaning.

Corrosion – The decay, oxidation or deterioration of a substance due to interaction with the environment or chemical reaction.

Corrosive – An acidic material with a pH of 0 to 7.

Cracking – Splitting of a paint film usually as a result of aging. Fracture of a metal in a brittle manner along a single or branched path. It can also be caused by subsurface expansion under a brittle top coat.

Curing – The process whereby a liquid coating becomes a hard film.

Dead Flat – No gloss or sheen.

Diluent – A liquid used in coatings to reduce the consistency and make a coating flow more easily. A diluent may also be called a "Reducer," "Thinner," "Reducing Agent" or "Reducing Solvent."

Dries To Handle – The degree of cure at which a film will resist deformation due to handling.

Dries To Touch – The state of dry at which a coating film will not transfer onto an item touched lightly against it.

Dry Time – Time allotted for an applied coating film to reach a set stage of cure or hardness.

Durability – The ability of coatings to hold up against destructive agents such as weather, air pollution, sunlight, detergents, abrasion, or marring and continue to look attractive.

Enamel – Broad classification of paints that dry to a smooth, hard and usually glossy finish.

Epoxy – Extremely tough and durable synthetic resin used in some coatings. Epoxy coatings are extremely tough, durable and highly resistant to chemicals, abrasion, moisture and alcohol.

Epoxy Ester – Single-component modified epoxy resin good for mild corrosive environments. They provide superior resistance to moisture and abrasion.

Erosion – Deterioration of a surface by the abrasive action of moving materials - fluids or particles. This is accelerated by the presence of solid particles or gas bubbles in suspension.

Ester – Compounds formed by the reaction of alcohol and organic acids.

Fading – The gradual loss of color of a paint film due to a chemical or physical change. Usually due to pigment degradation by the ultraviolet radiation in sunlight.

Flammable – A substance easily ignited in the presence of a flame; any liquid having a flash point below 100°F.

Flat – A surface that scatters or absorbs the light falling on it so as to be substantially free from gloss or sheen.

Flexibility – The degree to which a coating is able to conform to movement or deformation of its supporting surface without cracking or flaking.

Fluorescent – A class of pigments which, when exposed to visible light, emit light of a different wave length producing a bright appearance.

Frosting – A white crystalline deposit that develops on the surface of a coating.

Galvanized Metal – Process in which a thin coating of zinc is applied to iron or steel to prevent rust.

Glazed Ceramics/Tile – A surface covered with a glaze, lustrous, smooth, or glossy finish.

Gloss – The shine, sheen, or luster of the surface of a coating.

Heat Resistance – The ability of a coating to remain intact and undamaged after exposure to a predetermined elevated temperature.

Hiding – The ability of a coating to obscure the surface to which it is applied.

High Solids – Paint containing 35 to 80 percent solids. They are generally characterized by higher viscosities.

Hydrocarbon – Extracts from petroleum such as gasoline, lubricating oils, solvents, etc.

Immersion – Referring to an environment which is continuously submerged in a liquid, often water.

Inhibitor – Any substance which slows or prevents a chemical reaction or corrosion.

Insoluble – Not soluble; cannot be dissolved.

Iron Oxide – The naturally occurring state of steel; rust.

Isopropyl Alcohol – A volatile, flammable liquid used as a solvent commonly known as rubbing alcohol.

Lacquer – A fast-drying usually clear coating that is highly flammable and dries by solvent evaporation only. Can be reconstituted after drying by adding solvent.

Lacquer Thinner – Commonly used term used to describe a solvent blend of ethyl alcohol, ethyl acetate and toluene.

Latex-based – General term used for water-based emulsion paints made with synthetic binders such as 100% acrylic, vinyl acrylic, terpolymer or styrene acrylic.

Latex Acrylics – Aqueous (in water) dispersions of acrylic resin. Clean up easily with soap and water and have excellent weathering characteristics. Less odor and a more rapid dry time.

Lead-Free – Contains less than 0.06% lead, by weight, in the dried film.

G L O S S A R Y

Lifting – Softening and raising or wrinkling of a previous coat by the application of an additional coat; often caused by coatings containing strong solvents.

Luster – The gloss of a finish.

Material Safety Data Sheet (MSDS) – Information sheet that lists any hazardous substance that comprises one percent or more of the product's total volume. Details procedures to follow in the event of fire, explosion, leak or exposure to hazardous substance by inhalation, ingestion or contact with skin or eyes. Coatings manufacturers are required to provide retailers with an MSDS for every product they sell to the retailer.

Matte – Having a dull or lusterless surface.

Mil – A unit of length equal to 0.001 of an inch (0.0254 mm).

Mineral Spirits – A volatile distillation product of petroleum, used as a thinner for paints and varnishes.

Monomer Modified Alkyds – Acrylic styrene and vinyl toluene that are chemically combined with alkyds to speed dry time, improve hardness and improve gloss retention.

Naphtha – A petroleum distillate for clean up and thinning solvent-based coatings.

Nitrocellulose Lacquers – Chemical combination of cellulose and nitric acid which is known for their durability, toughness and extremely fast drying properties. Also provides an excellent gloss that can be polished to an even higher gloss.

Oil-Based – Paints that dry by the cross-linking of certain unsaturated plant oils known as drying oils. Oxygen is consumed in the process.

Overspray – Sprayed paint that does not land on the targeted areas of the item being painted.

Oxidation – The deposit that forms on the surface of a metal as it oxidizes.

Paint – A coating including resin, a solvent, additives, pigments and, in some products, a diluent. Paints are generally opaque, and commonly represent the portion of the industry known as "architectural coatings."

Patina – A film or incrustation, usually green, produced by oxidation on the surface of old bronze or copper and often esteemed as being of ornamental value.

Pigment – A natural or synthetic material which, when dispersed in a paint resin, contributes to the physical and performance properties of the paint such as coverage, color, gloss, and corrosion resistance.

Polymer – Substance, the molecules of which consist of one or more smaller structural molecules repeated any number of times; vinyl resins are examples of true polymers.

Polystyrene Resin – Synthetic resins formed by polymerization of styrene.

Porous – A surface that contains small pores or holes and will readily absorb gases or liquids.

Primer – A first coat of paint applied to inhibit corrosion or improve adhesion of the next coat.

Recoat Time – The time required for a film to dry prior to the application of a second coat.

Relative Humidity – The ratio (%) of the amount of moisture in the air compared to what it could hold if saturated at the temperature involved.

Resin – The ingredient in paint which binds the pigments and additives into a solid film. Responsible for many of the physical properties in paint, such as flexibility and resistance to moisture, chemicals, abrasions and corrosion.

Respirator – Mask worn to protect from fumes and dust. Self-contained breathing apparatus.

Rust – A corrosion product consisting primarily of hydrated iron oxide. Occurs when water, air and metal are combined.

Satin – Gloss lying between semi-gloss and flat.

Semi-gloss Finish – A finish that has a low luster sheen.

Silicone Resin – A resin used alone, or in combination with alkyd or hydrocarbon resins to increase resistance to heat.

Solvent – Liquid used to dissolve or disperse other paint ingredients. It also control the viscosity (thickness) of the coating.

Solvent Acrylics – Made by chemically combining various acrylic monomers either alone or in combination. They are known for drying quickly and can be recoated at any time.

Styrenated Plastics – Plastics made with styrene monomers.

Substrate – Any surface to which a coating is applied.

Synthetic Resin – Complex, substantial, amorphous organic semisolid or solid materials built up by chemical reactions of simple molecules.

Titanium Dioxide – White pigment in virtually all white paints. Prime hiding pigment in most paints.

Tint – A color produced by mixing a colored material, dye, or pigment with white pigment or paint.

Toluene – A solvent used to thin lacquers and enamels.

Top Coat – Usually the final paint film applied to a surface.

Transparent – A coating which light can penetrate, allowing visibility of the surface underneath.

Turpentine – Distilled pine oil, used as a cleaner, solvent, or thinner for oil-based and alkyd coatings (thin per manufacturers directions).

UV Inhibitor – Coating additives that absorb or reflect UV radiation and prevent it from damaging the substrate under the coating.

Viscosity – Paint "thickness;" the property of a fluid whereby it tends to resist relative motion within itself.

Volatile Organic Compound (VOC) – Organic chemicals and petrochemicals that are emitted as vapors while evaporating. In paints, VOC generally refers to the solvent portion of the paint which, when it evaporates, results in the formation of paint film on the substrate to which it was applied.

Vinyls – Thermal plastic resins known for outstanding flexibility. They provide excellent adhesion to vinyl and other plastics.

Water-based – Coatings in which the majority of the liquid solvent is water.

Wrinkling – A paint defect in which the films surface skins over and then absorbs liquid within the film. The absorption results in swelling of the surface skin with the formation of a wrinkled texture.

Xylol (Xylene) – A colorless, oily, liquid aromatic hydrocarbon, used extensively as a solvent, obtained from coal tar, wood tar, and sometimes from petroleum.

Yellowing – Development of yellow color upon aging or curing.